





# TABLE OF CONTENTS

## CONTENTS

PREFACE	PG 5
VOTING OPPORTUNITIES	PG 6
SPECIAL VOTING OPPORTUNITIES	PG 7
BALLOTS CAST BY ELECTORAL DISTRICT	PG 8
DEHCHO	PG 10
FRAME LAKE	PG 12
GREAT SLAVE	PG 14
HAY RIVER NORTH	PG 16
HAY RIVER SOUTH	PG 18
INUVIK BOOT LAKE	PG 20
INUVIK TWIN LAKES	PG 22
KAM LAKE	PG 24
MACKENZIE DELTA	PG 26
MONFWI	PG 28
NAHENDEH	PG 30
NUNAKPUT	PG 32
RANGE LAKE	PG 34
SAHTU	PG 36
THEBACHA	PG 38
TU NEDHÉ-WIILIDEH	PG 40
YELLOWKNIFE CENTRE	PG 42
YELLOWKNIFE NORTH	PG 44
YELLOWKNIFE SOUTH	PG 46

## PREFACE

**THE TERM OF THE 19TH LEGISLATIVE ASSEMBLY** was due to expire on September 3, 2023, with the writs to be issued the following day. Due to the evacuation orders caused by wildfires affecting 14 of the 19 electoral districts, the Legislative Assembly passed *An Act to Postpone Polling Day for the 2023 General Election* on August 28, 2023. This Act delayed the election to November 14, 2023.

The Commissioner of the Northwest Territories ordered the Chief Electoral Officer to issue the writs of election on October 16, with the prescribed 29-day campaign period.

### CANDIDATES

The nomination period opened on October 16, and closed October 20. A total of 56 candidates stood for election. Nahendeh had the most candidates declare with six, while there were three acclamations in Kam Lake, Monfwi and Yellowknife South.

23 women ran for office in 15 of the 19 electoral districts, representing 41 percent of all candidates.

### VOTING

Voting began on October 24 and continued to November 12 in special voting opportunities. Twenty-six percent of all votes cast were cast during this period, including in the Office of the Returning Officers, absentee ballots, mobile polls, advance polls and a multi-district poll.

On Election Day, 34 polling locations opened across the territory for the 16 electoral districts. In total, 10,797 votes were cast, representing a 52.54 percent voter turnout.

There were no contests where a judicial recount was required.

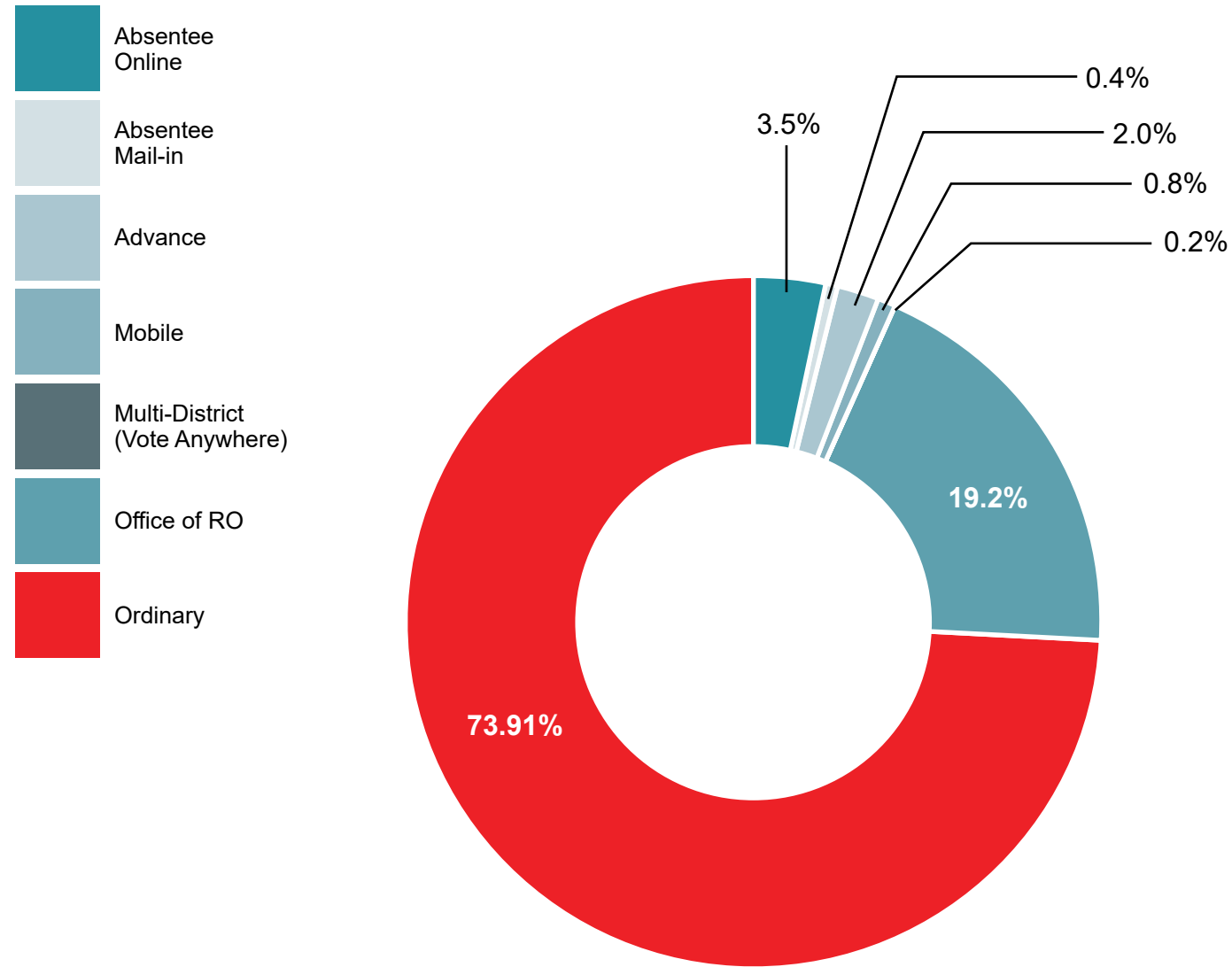
### REPORTING

The unofficial results were reported on the Elections NWT website.

The names of the candidates duly elected in each electoral district are to be published in the *Northwest Territories Gazette* for December 2023.

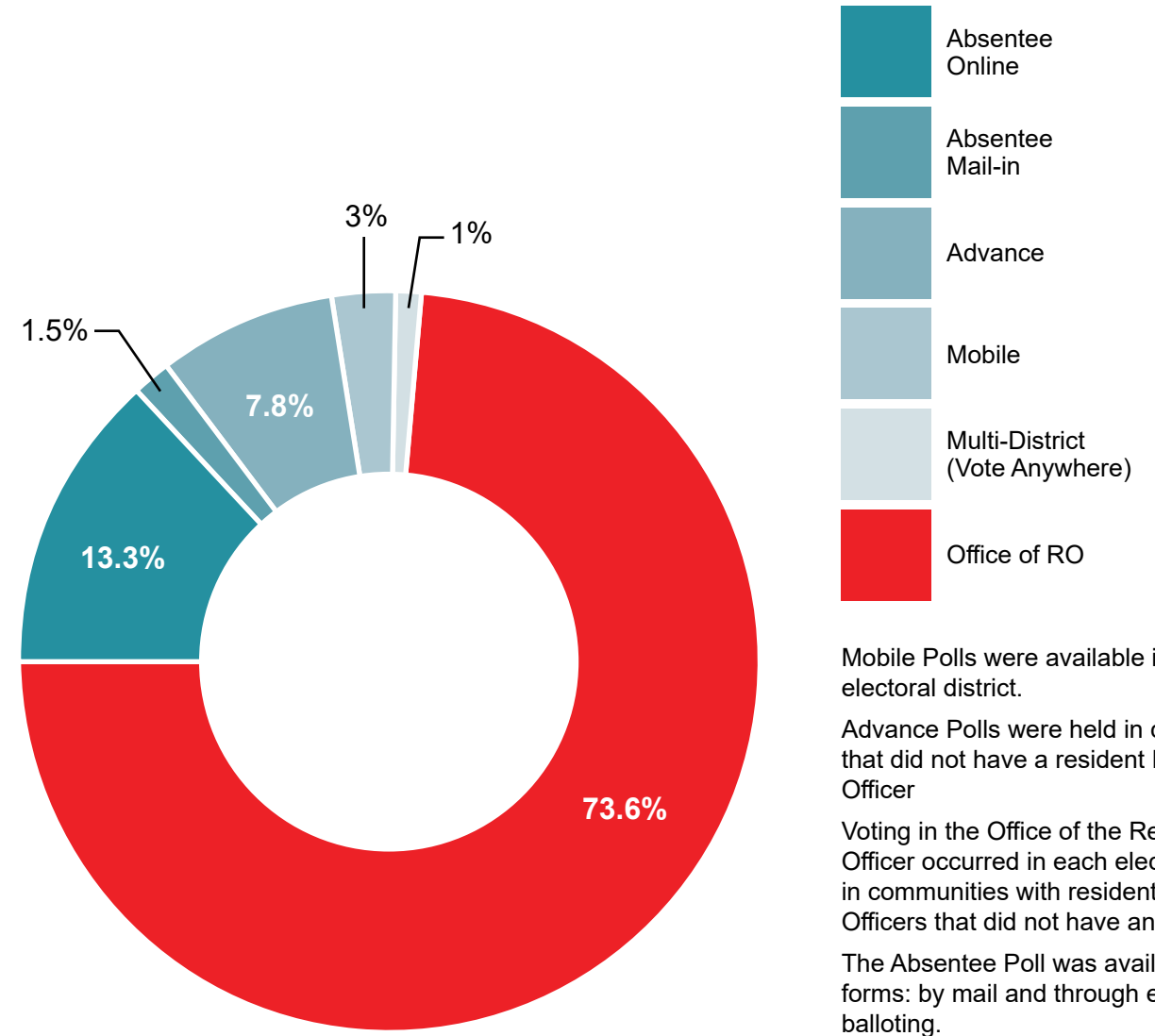
## VOTING OPPORTUNITIES

% of total votes cast:



## SPECIAL VOTING OPPORTUNITIES

% of SVO votes cast:



Mobile Polls were available in every electoral district.

Advance Polls were held in communities that did not have a resident Returning Officer

Voting in the Office of the Returning Officer occurred in each electoral district, in communities with resident Returning Officers that did not have an acclamation.

The Absentee Poll was available in two forms: by mail and through electronic balloting.

Electoral District	Absentee Online	Absentee Mail-in	Advance	Mobile	Multi-District	Office of RO	SVO Total	Ordinary	SVO & Ord Total	Registered	% Turnout
<b>TOTAL</b>	375	42	221	85	20	2074	2,817	7980	10797	20550	52.54%
<b>% of total votes cast:</b>	3.5%	0.4%	2.0%	0.8%	0.2%	19.2%	26.1%	73.91%			
<b>% of SVO votes cast:</b>	13.3%	1.5%	7.8%	3%	1%	73.6%					

\*Excludes acclaimed districts

## BALLOTS CAST BY ELECTORAL DISTRICT AND SPECIAL VOTING OPPORTUNITY (SVO)

Electoral District	Number of Candidates	Absentee Online	Absentee Mail-in	Advance	Mobile	Multi-District	Office of RO	SVO Total	Ordinary	SVO & Ord Total	Registered	% Turnout
Dehcho	4	6	2	12	0	2	18	40	454	494	794	62.22%
Frame Lake	5	23	3		0	0	100	126	511	637	1409	45.21%
Great Slave	4	37	4		0	0	139	180	581	761	1649	46.15%
Hay River North	4	13	0		11	0	196	220	389	609	1047	58.17%
Hay River South	3	27	2		1	1	232	263	467	730	981	74.41%
Inuvik Boot Lake	3	23	2		0	0	103	128	366	494	938	52.67%
Inuvik Twin Lakes	2	7	1		0	0	113	121	329	450	1105	40.72%
Kam Lake	1	0	0		0	0	0	0	0	0	1806	0.00%
Mackenzie Delta	3	13	1	69	13	3	31	130	499	629	846	74.35%
Monfwi	1	0	0	0	0	0	0	0	0	0	1794	0.00%
Nahendeh	6	18	1	61	15	1	254	350	554	904	1288	70.19%
Nunakput	2	0	4	8	0	4	12	28	471	499	1034	48.26%
Range Lake	3	30	2		0	1	45	78	514	592	1632	36.27%
Sahtu	3	12	7	61	0	1	20	101	704	805	1440	55.90%
Thebacha	3	34	7		32	1	411	485	511	996	1532	65.01%
Tu Nedhé Wiilideh	2	3	2	10	0	6	1	22	232	254	826	30.75%
Yellowknife Centre	3	31	2		12	0	231	276	527	803	1678	47.85%
Yellowknife North	3	98	2		1	0	168	269	871	1140	2351	48.49%
Yellowknife South	1	0	0		0	0	0	0	0	0	1744	0.00%
<b>TOTAL</b>	<b>56</b>	<b>375</b>	<b>42</b>	<b>221</b>	<b>85</b>	<b>20</b>	<b>2074</b>	<b>2,817</b>	<b>7980</b>	<b>10797</b>	<b>20550</b>	<b>52.54%</b>

\*Excludes acclaimed districts

## DEHCHO

**RETURNING OFFICER:**

Berna Matto

**CANDIDATES:**

Ronald Bonnetrouge, Richard Lafferty, Steven Vandell, Sheryl Yakeleya

**CANDIDATE DULY ELECTED:**

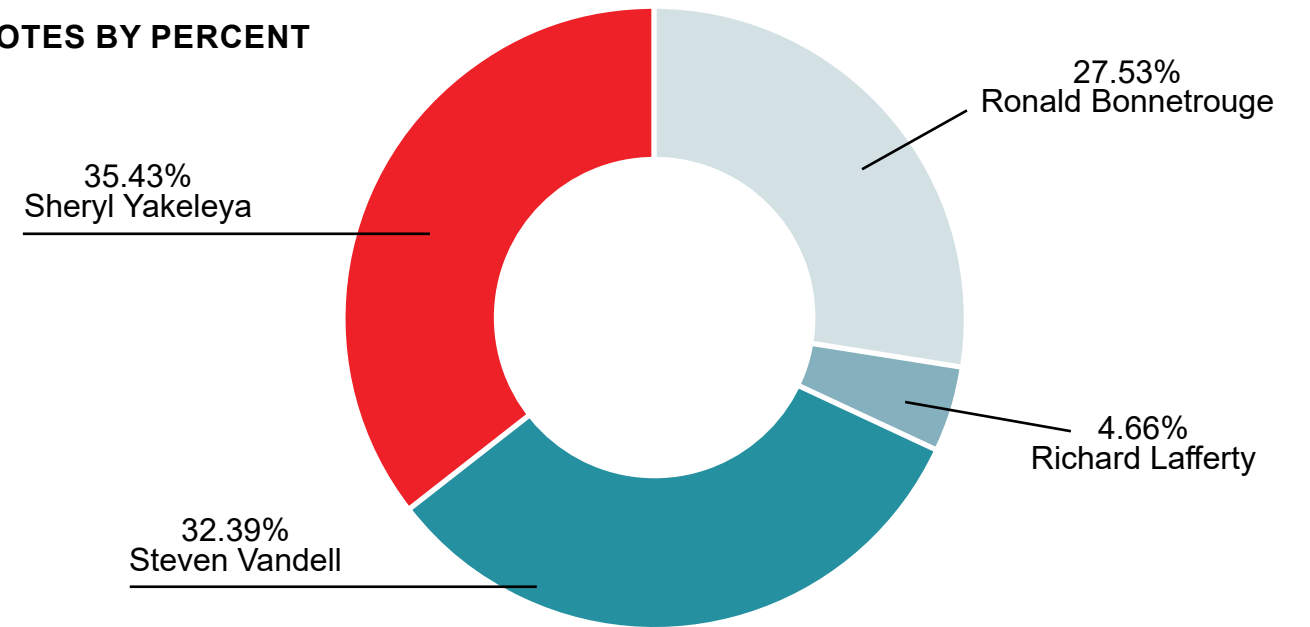
Sheryl Yakeleya

Margin\*: 15 (3.04%)

\*the margin by which the Candidate receiving the most votes exceeded the second-place Candidate, as a total and as a percentage.

\*\* Votes by percent do not add to 100% due to rejected ballots, declined ballots, and rounding.

**VOTES BY PERCENT**



POLL	Type	Bonnetrouge, Ronald	Lafferty, Richard	Vandell, Steven	Yakeleya, Sheryl	Rejected	Declined	Vote Total	Registered	% Turnout
1 Enterprise	Regular	1	2	7	20	0	0	26	51	58.82%
	Advance							4		
2 Fort Providence	Regular	118	19	125	111	1	0	373	549	67.94%
3 Kakisa	Regular	3	0	3	8	0	0	12	21	66.67%
	Advance							2		
4 K'atlodeeche First Nation	Regular	6	2	8	33	2	0	43	173	28.32%
	Advance							6		
Office of the RO	SVO	5	0	13	2	0	0	18		
Multi-District Poll	SVO							2		
Absentee - Online	SVO	3	0	4	1	0	0	6		
Absentee - Mail-in	SVO							2		
<b>TOTALS</b>		<b>136</b>	<b>23</b>	<b>160</b>	<b>175</b>	<b>3</b>	<b>0</b>	<b>494</b>	<b>794</b>	<b>62.22%</b>
% of Vote		27.53%	4.66%	32.39%	35.43%					
Margin					3.04%					

**FRAME LAKE**

**RETURNING OFFICER:**  
Mona Durkee

**CANDIDATES:**  
Deanna Cornfield, Julian Morse, John Stanley, Spencer Tracy, Stuart Wray

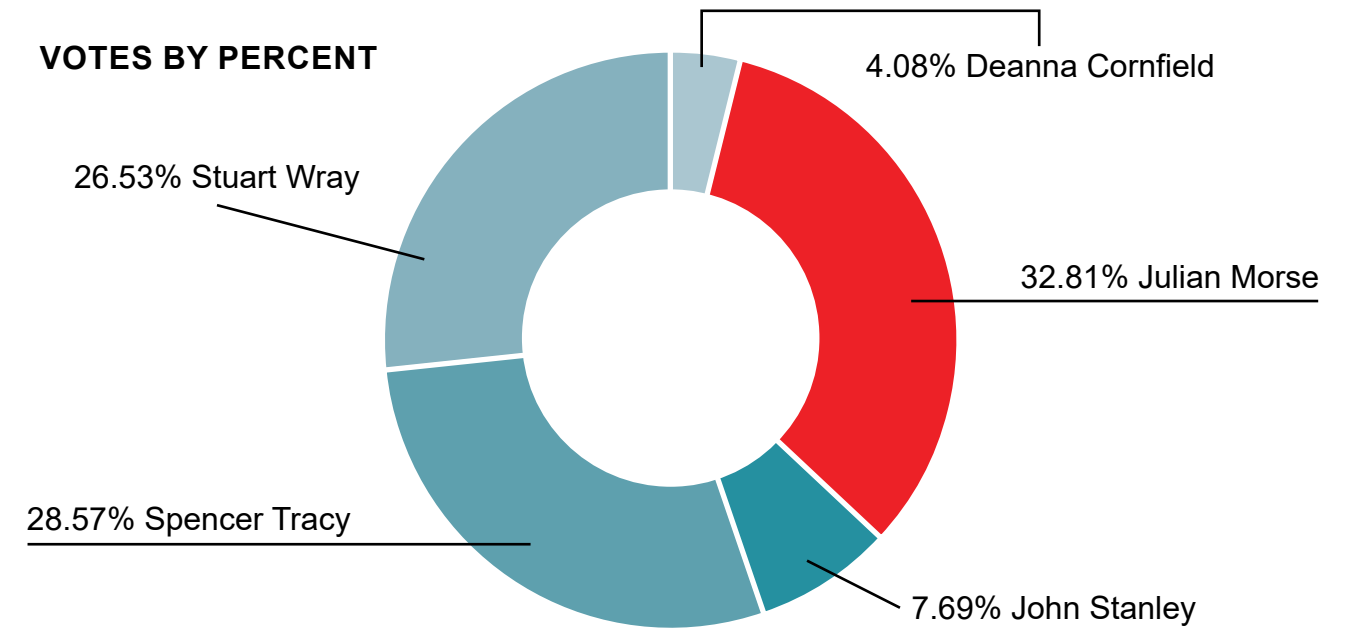
**CANDIDATE DULY ELECTED:**  
Julian Morse

Margin\*: 27 (4.24%)

\*the margin by which the Candidate receiving the most votes exceeded the second-place Candidate, as a total and as a percentage.

\*\* Votes by percent do not add to 100% due to rejected ballots, declined ballots, and rounding.

VOTES BY PERCENT



POLL	Type	Cornfield, Deanna	Morse, Julian	Stanley, John	Tracy, Spencer	Wray, Stuart	Rejected	Declined	Vote Total	Registered	% Turnout
1	Regular	1	49	4	37	39	0	0	130	358	36.31%
2	Regular	7	15	8	29	23	0	0	82	239	34.31%
3	Regular	7	18	12	21	14	0	0	72	201	35.82%
4	Regular	3	20	5	21	24	0	0	73	281	25.98%
5	Regular	4	63	13	46	28	0	0	154	330	46.67%
Office of the RO	SVO	4	36	5	19	36	0	0	100		
Multi-District Poll	SVO	0	0	0	0	0	0	0	0		
Absentee - Online	SVO	0	8	2	9	5	0	2	23		
Absentee - Mail-in	SVO								3		
<b>TOTALS</b>		26	209	49	182	169	0	2	637	1409	45.21%
% of Vote		4.08%	32.81%	7.69%	28.57%	26.53%					
Margin			4.24%								

**GREAT SLAVE**

**RETURNING OFFICER:**  
Carol Nychka

**CANDIDATES:**  
Stacie Arden Smith, James Lawrance, Nokleby Katrina, Kate Reid

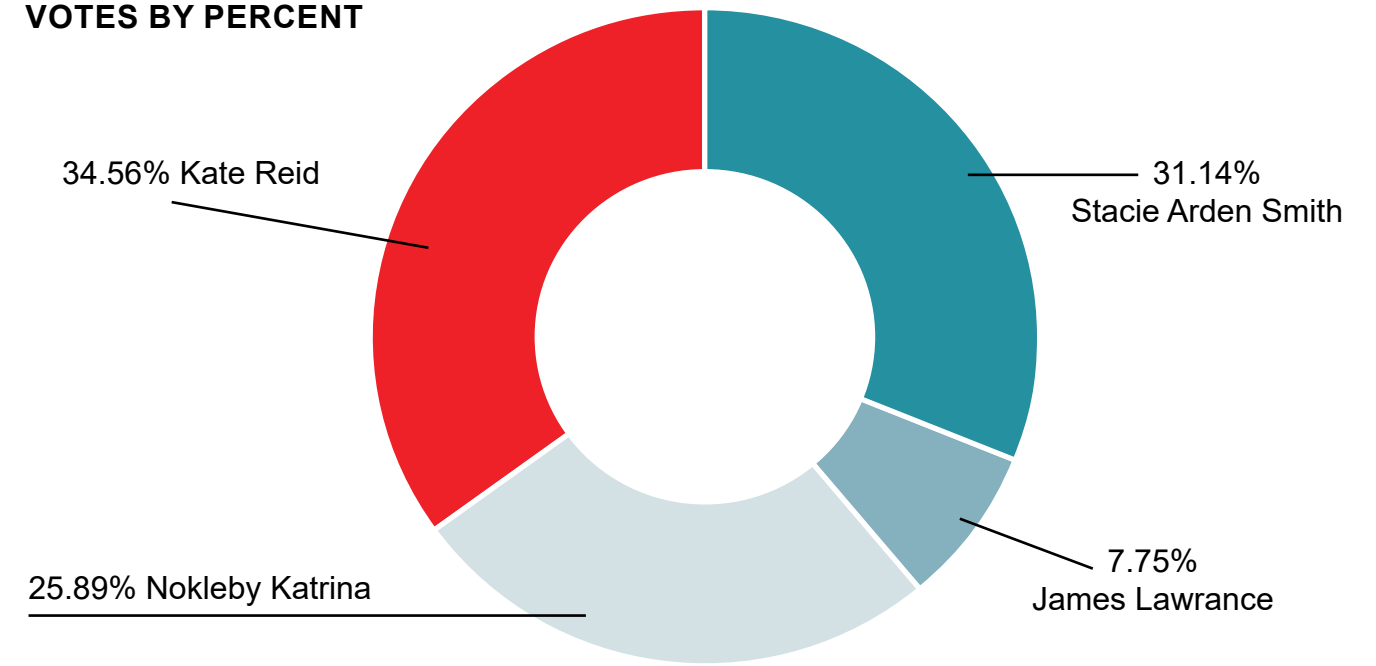
**CANDIDATE DULY ELECTED:**  
Kate Reid

Margin\*: 26 (3.42%)

\*the margin by which the Candidate receiving the most votes exceeded the second-place Candidate, as a total and as a percentage.

\*\* Votes by percent do not add to 100% due to rejected ballots, declined ballots, and rounding.

VOTES BY PERCENT



POLL	Type	Arden Smith, Stacie	Lawrance, James	Nokleby, Katrina	Reid, Kate	Rejected	Declined	Vote Total	Registered	% Turnout
1	Regular	34	5	19	29	1	0	87	281	30.96%
2	Regular	41	9	40	48	1	0	138	405	34.07%
3	Regular	67	17	41	63	1	1	189	601	31.45%
4	Regular	38	20	49	59	0	1	167	362	46.13%
Office of the RO	SVO	48	5	34	50	0	2	139		
Multi-District Poll	SVO	0	0	0	0	0	0	0		
Absentee - Online	SVO	9	3	14	14	0	1	37		
Absentee - Mail-in	SVO							4		
<b>TOTALS</b>		<b>237</b>	<b>59</b>	<b>197</b>	<b>263</b>	<b>3</b>	<b>5</b>	<b>761</b>	<b>1649</b>	<b>46.15%</b>
% of Vote		31.14%	7.75%	25.89%	34.56%					
Margin					3.42%					



## HAY RIVER NORTH

**RETURNING OFFICER:**

Marny Twigge

**CANDIDATES:**

Greg McMeekin, RJ Simpson, Michael Wallington, Hans Wiedemann

**CANDIDATE DULY ELECTED:**

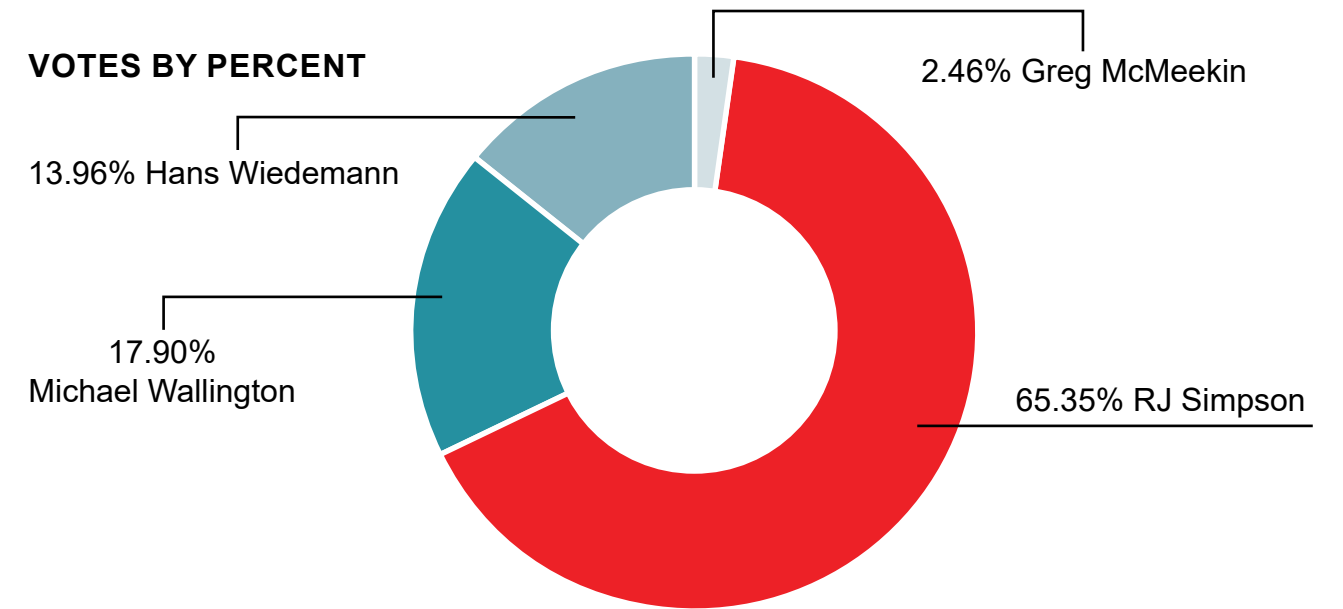
RJ Simpson

Margin\*: 289 (47.45%)

\*the margin by which the Candidate receiving the most votes exceeded the second-place Candidate, as a total and as a percentage.

\*\* Votes by percent do not add to 100% due to rejected ballots, declined ballots, and rounding.

**VOTES BY PERCENT**



POLL	Type	McMeekin, Greg	Simpson, RJ	Wallington, Michael	Wiedemann, Hans	Rejected	Declined	Vote Total	Registered	% Turnout
1	Regular	2	81	32	12	2	0	127	362	35.08%
2	Regular	5	90	25	21	1	0	141	354	39.83%
3	Regular	3	70	21	27	0	0	121	331	36.56%
Office of the RO	SVO	4	150	29	22	2	2	196		
Mobile Poll	SVO							11		
Multi-District Poll	SVO	0	0	0	0	0	0	0		
Absentee - Online	SVO	1	7	2	3	0	0	13		
Absentee - Mail-in	SVO	0	0	0	0	0	0	0		
<b>TOTALS</b>		<b>15</b>	<b>398</b>	<b>109</b>	<b>85</b>	<b>5</b>	<b>2</b>	<b>609</b>	<b>1047</b>	<b>58.17%</b>
% of Vote		2.46%	65.35%	17.90%	13.96%					
Margin			47.45%							

## HAY RIVER SOUTH

**RETURNING OFFICER:**  
Heather Coakwell

**CANDIDATES:**  
Vince McKay, Wally Schumann,  
Rocky Simpson

**CANDIDATE DULY ELECTED:**  
Vince McKay

Margin\*: 44 (6.03%)

\*the margin by which the Candidate receiving the most votes exceeded the second-place Candidate, as a total and as a percentage.

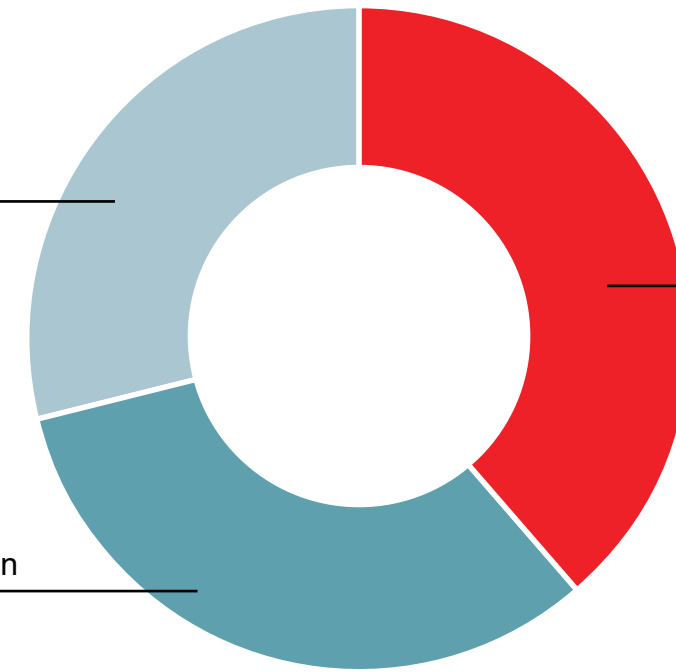
\*\* Votes by percent do not add to 100% due to rejected ballots, declined ballots, and rounding.

### VOTES BY PERCENT

28.77% Rocky Simpson

38.63%  
Vince McKay

32.60% Wally Schumann



POLL	Type	McKay, Vince	Schumann, Wally	Simpson, Rocky	Rejected	Declined	Vote Total	Registered	% Turnout
1	Regular	47	39	40	1	0	126	327	38.53%
2	Regular	101	82	45	0	0	228	439	51.94%
3	Regular	42	40	31	1	0	113	215	52.56%
Office of the RO	SVO	85	63	86	0	0	232		
Mobile Poll	SVO						1		
Multi-District Poll	SVO						1		
Absentee - Online	SVO	7	14	8	0	0	27		
Absentee - Mail-in	SVO						2		
<b>TOTALS</b>		<b>282</b>	<b>238</b>	<b>210</b>	<b>2</b>	<b>0</b>	<b>730</b>	<b>981</b>	<b>74.41%</b>
% of Vote		<b>38.63%</b>	<b>32.60%</b>	<b>28.77%</b>					
Margin		<b>6.03%</b>							

## INUVIK BOOT LAKE

**RETURNING OFFICER:**  
Chris Garven

**CANDIDATES:**  
Diane Archie, Denny Rodgers, Sallie Ross

**CANDIDATE DULY ELECTED:**

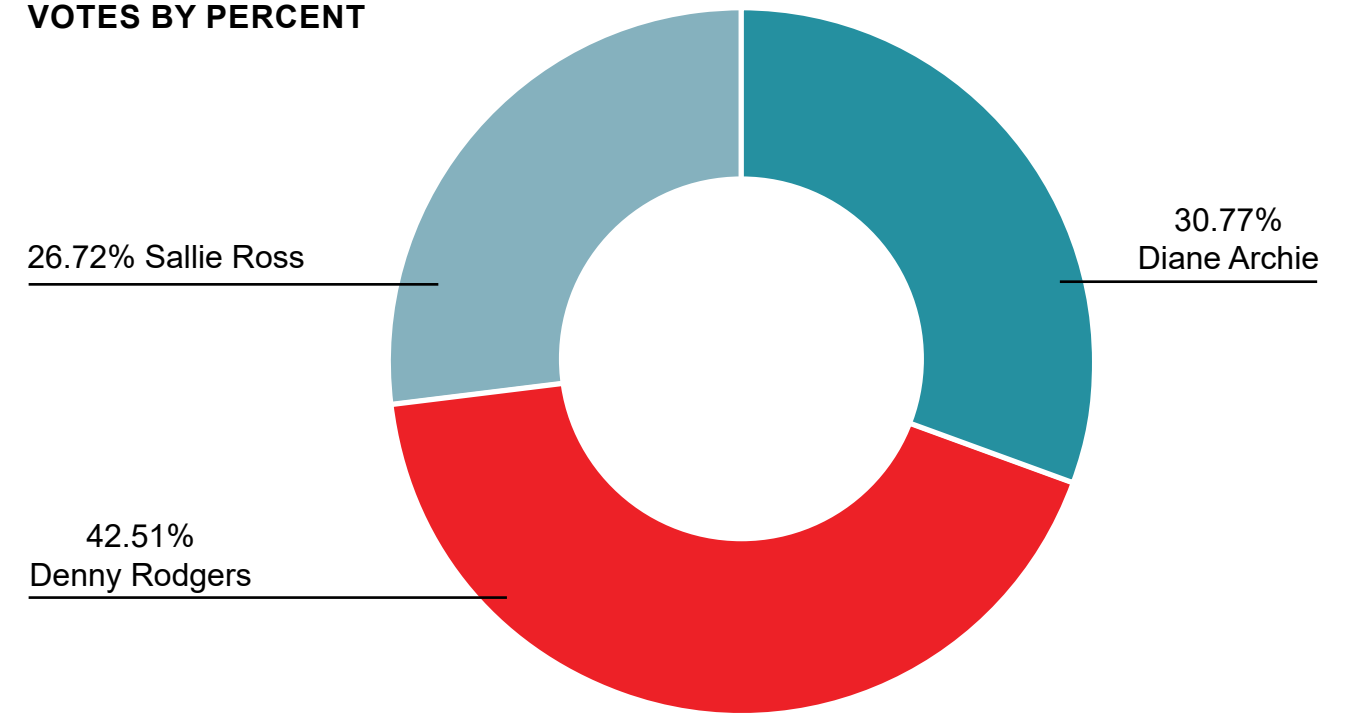
Denny Rodgers

Margin\*: 58 (11.74%)

\*the margin by which the Candidate receiving the most votes exceeded the second-place Candidate, as a total and as a percentage.

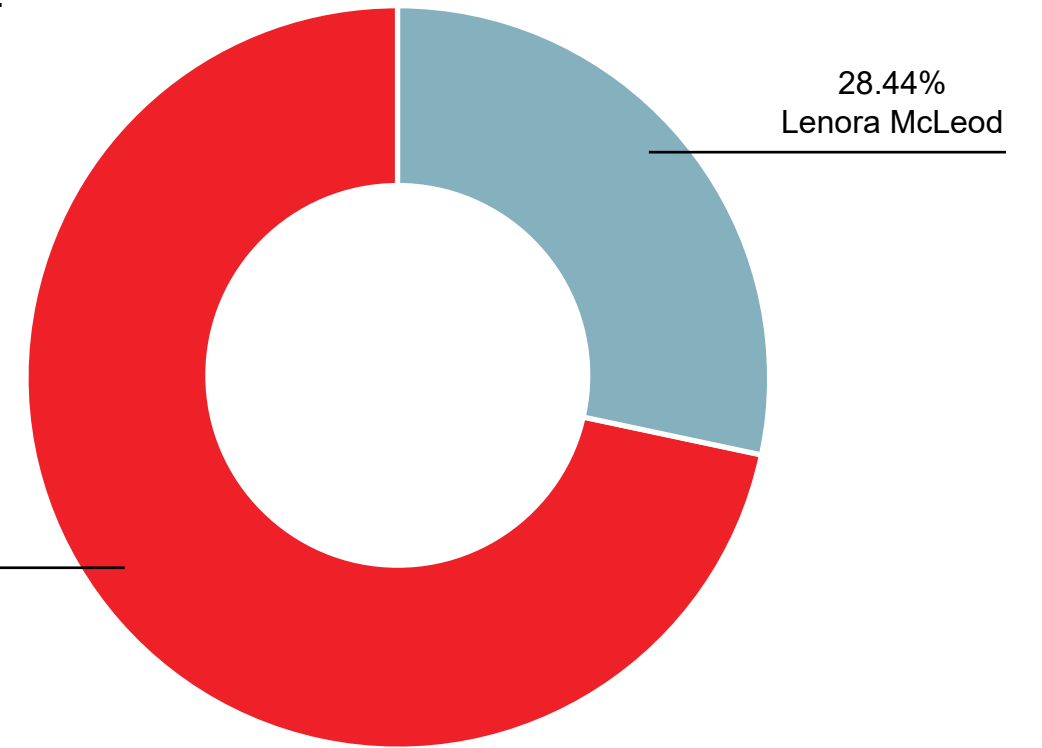
\*\* Votes by percent do not add to 100% due to rejected ballots, declined ballots, and rounding.

**VOTES BY PERCENT**



POLL	Type	Archie, Diane	Rodgers, Denny	Ross, Sallie	Rejected	Declined	Vote Total	Registered	% Turnout
1	Regular	32	40	26	0	0	98	268	36.57%
2	Regular	59	60	45	2	0	164	430	38.14%
3	Regular	25	47	32	0	0	104	240	43.33%
Office of the RO	SVO	28	54	21	1	0	103		
Multi-District Poll	SVO	0	0	0	0	0	0		
Absentee - Online	SVO	8	9	8	0	0	23		
Absentee - Mail-in	SVO						2		
<b>TOTALS</b>		<b>152</b>	<b>210</b>	<b>132</b>	<b>3</b>	<b>0</b>	<b>494</b>	<b>938</b>	<b>52.67%</b>
% of Vote		30.77%	42.51%	26.72%					
Margin			11.74%						

VOTES BY PERCENT



**CANDIDATE DULY ELECTED:**

Lesa Semmler

Margin\*: 194 (43.11%)

\*the margin by which the Candidate receiving the most votes exceeded the second-place Candidate, as a total and as a percentage.

\*\* Votes by percent do not add to 100% due to rejected ballots, declined ballots, and rounding.

**INUVIK TWIN LAKES**

**RETURNING OFFICER:**

Mitchell MacQuarrie

**CANDIDATES:**

Lenora McLeod, Lesa Semmler

POLL	Type	McLeod, Lenora	Semmler, Lesa	Rejected	Declined	Vote Total	Registered	% Turnout
1	Regular	61	141	2	0	202	601	33.61%
2	Regular	49	78	0	0	127	504	25.20%
Office of the RO	SVO	17	96	2	0	113		
Multi-District Poll	SVO	0	0	0	0	0		
Absentee - Online	SVO	1	7	1	0	7		
Absentee - Mail-in	SVO					1		
<b>TOTALS</b>		<b>128</b>	<b>322</b>	<b>5</b>	<b>0</b>	<b>450</b>	<b>1105</b>	<b>40.72%</b>
% of Vote		28.44%	71.56%					
Margin			43.11%					

## KAM LAKE

**RETURNING OFFICER:**  
Dave Heron

**ACCLAIMED CANDIDATE:**  
Caitlin Cleveland

POLL	Type	Cleveland, Caitlin	Rejected	Declined	Vote Total	Registered	% Turnout	
1	Regular	Acclaimed			0	254	0.00%	
2	Regular				0	325	0.00%	
3	Regular				0	248	0.00%	
4	Regular				0	394	0.00%	
5	Regular				0	585	0.00%	
Office of the RO	SVO				0			
Mobile Poll	SVO				0			
Absentee - Online	SVO				0			
Absentee - Mail-in	SVO				0			
Multi-District Poll	SVO				0			
<b>TOTALS</b>			<b>0</b>	<b>0</b>	<b>0</b>	<b>0</b>	<b>1806</b>	<b>0.00%</b>
% of Vote			0%					
Margin								
All SVO's	SVO		0	0	0			

## MACKENZIE DELTA

### RETURNING OFFICER:

Grace Martin

### CANDIDATES:

Frederick Blake, George Nerysoo,  
Richard Ross

### CANDIDATE DULY ELECTED:

George Nerysoo

Margin\*: 13 (2.07%)

\*the margin by which the Candidate receiving the most votes exceeded the second-place Candidate, as a total and as a percentage.

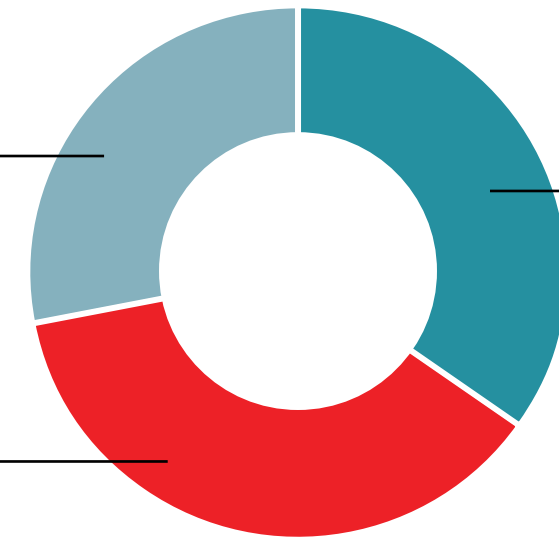
\*\* Votes by percent do not add to 100% due to rejected ballots, declined ballots, and rounding.

### VOTES BY PERCENT

27.98% Richard Ross

34.98%  
Frederick Blake

37.04% George Nerysoo



POLL	Type	Blake, Frederick	Nerysoo, George	Ross, Richard	Rejected	Declined	Vote Total	Registered	% Turnout
1 Aklavik	Regular	71	31	106	0	0	170	335	62.09%
	Advance						38		
2 Fort McPherson	Regular	77	150	53	0	0	280	422	66.35%
3 Tsiigehtchic	Regular	57	16	7	0	0	49	89	89.89%
	Advance						31		
Office of the RO	SVO						31		
Mobile Poll Ft McPherson	SVO	9	30	8	0	0	13		
Multi-District Poll	SVO						3		
Absentee - Online	SVO	6	6	2	0	0	13		
Absentee - Mail-in	SVO						1		
<b>TOTALS</b>		<b>220</b>	<b>233</b>	<b>176</b>	<b>0</b>	<b>0</b>	<b>629</b>	<b>846</b>	<b>74.35%</b>
% of Vote		34.98%	37.04%	27.98%					
Margin			2.07%						

## MONFWI

**RETURNING OFFICER:**

Harriet Koyina

**ACCLAIMED CANDIDATE:**

Jane Armstrong

POLL	Type	Armstrong, Jane	Rejected	Declined	Vote Total	Registered	% Turnout	
1 Behchokò	Regular	Acclaimed			0	994	0.00%	
1.5 Behchokò	Regular				0			
2 Edzo	Regular				0	209	0.00%	
3 Gametii	Regular				0	184	0.00%	
4 Wekweèti	Regular				0	93	0.00%	
5 Whati	Regular				0	314	0.00%	
3 Gamèti	Advance				0			
4 Wekweèti	Advance				0			
5 Whati	Advance				0			
Office of the RO	SVO				0			
1 Mobile Poll Behchokò	SVO				0			
3 Mobile Poll Gamèti	SVO				0			
4 Mobile Poll Wekweèti	SVO				0			
5 Mobile Poll Whati	SVO				0			
Absentee - Online	SVO				0			
Absentee - Mail-in	SVO				0			
Multi-District Poll	SVO				0			
<b>TOTALS</b>			<b>0</b>	<b>0</b>	<b>0</b>	<b>0</b>	<b>1794</b>	<b>0.00%</b>
% of Vote			<b>0%</b>					
Margin								
All SVO's	SVO	<b>0</b>	<b>0</b>	<b>0</b>	<b>0</b>			

# NAHENDEH

**RETURNING OFFICER:**

Crystal Marshall

**CANDIDATES:**

Sharon Allen, Joshua Campbell, Mavis Cli-Michaud, Hillary Deneron, Shane Thompson, Les Wright

**CANDIDATE DULY ELECTED:**

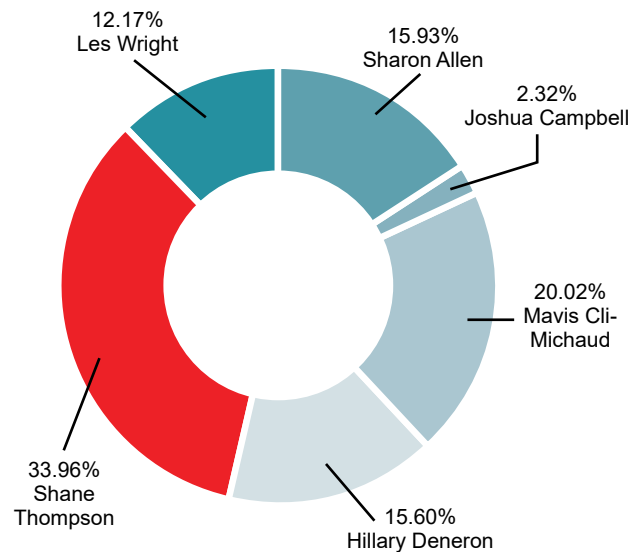
Shane Thompson

Margin\*: 126 (13.94%)

\*the margin by which the Candidate receiving the most votes exceeded the second-place Candidate, as a total and as a percentage.

\*\* Votes by percent do not add to 100% due to rejected ballots, declined ballots, and rounding.

**VOTES BY PERCENT**



POLL	Type	Allen, Sharon	Campbell, Joshua	Cli-Michaud, Mavis	Deneron, Hillary	Thompson, Shane	Wright, Les	Rejected	Declined	Vote Total	Registered	% Turnout
1 Fort Liard	Regular	24	2	27	74	61	13	0	0	150	319	63.01%
	Advance									51		
2 Fort Simpson	Regular	47	6	67	35	60	43	1	0	258	757	34.08%
3 Jean Marie River	Regular	8	2	8	1	4	2	0	0	23	41	60.98%
	Advance									2		
4 Nahanni Butte	Regular	16	3	0	5	12	9	0	0	43	39	115.38%
	Advance									2		
5 Sambaa K'e	Regular	5	0	4	8	19	5	1	0	41	52	78.85%
	Advance									0		
6 Wrigley	Regular	16	1	20	1	1	6	0	0	39	80	56.25%
	Advance									6		
Office of the RO	SVO									254		
Multi-District Poll	SVO	27	7	54	16	137	29	0	0	1		
Fort Simpson Mobile Poll	SVO									15		
Absentee - Online	SVO									18		
Absentee - Mail-in	SVO	1	0	1	1	13	3	0	0	1		
<b>TOTALS</b>		<b>144</b>	<b>21</b>	<b>181</b>	<b>141</b>	<b>307</b>	<b>110</b>	<b>2</b>	<b>0</b>	<b>904</b>	<b>1288</b>	<b>70.19%</b>
<b>% of Vote</b>		<b>15.93%</b>	<b>2.32%</b>	<b>20.02%</b>	<b>15.60%</b>	<b>33.96%</b>	<b>12.17%</b>					
<b>Margin</b>						<b>13.94%</b>						



VOTES BY PERCENT



**CANDIDATE DULY ELECTED:**

Lucy Kuptana

Margin\*: 181 (36.27%)

\*the margin by which the Candidate receiving the most votes exceeded the second-place Candidate, as a total and as a percentage.

\*\* Votes by percent do not add to 100% due to rejected ballots, declined ballots, and rounding.

**NUNAKPUT**

**RETURNING OFFICER:**

Sarah Ross-Gruben

**CANDIDATES:**

Lucy Kuptana, Vince Teddy

POLL	Type	Kuptana, Lucy	Teddy, Vince	Rejected	Declined	Vote Total	Registered	% Turnout
1 Paulatuk	Regular	70	26	0	0	90	197	48.73%
	Advance					6		
2 Sachs Harbour	Regular	4	16	0	0	20	70	28.57%
	Advance					0		
3 Tuktoyaktuk	Regular	183	94	5	0	277	548	50.55%
4 Ulukhaktok	Regular	66	20	1	0	84	219	39.27%
	Advance					2		
Office of the RO	SVO	15	1	0	0	12		
Multi-District Poll	SVO					4		
Absentee - Online	SVO	0	0	0	0	0		
Absentee - Mail-in	SVO	2	2	1	0	4		
<b>TOTALS</b>		<b>340</b>	<b>159</b>	<b>7</b>	<b>0</b>	<b>499</b>	<b>1034</b>	<b>48.26%</b>
% of Vote		<b>68.14%</b>	<b>31.86%</b>					
Margin		<b>36.27%</b>						

## RANGE LAKE

**RETURNING OFFICER:**  
Meag Shouhda

**CANDIDATES:**  
Aaron Reid, Nicole Sok, Kieron Testart

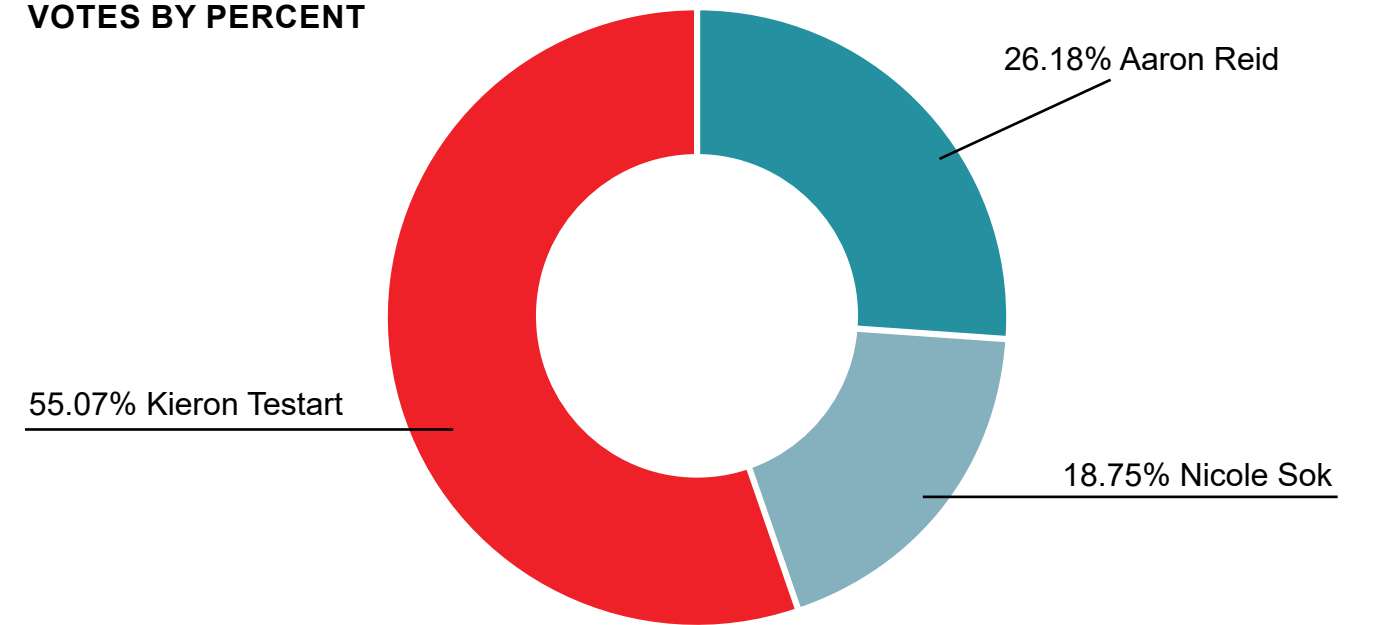
**CANDIDATE DULY ELECTED:**  
Kieron Testart

Margin\*: 171 (28.89%)

\*the margin by which the Candidate receiving the most votes exceeded the second-place Candidate, as a total and as a percentage.

\*\* Votes by percent do not add to 100% due to rejected ballots, declined ballots, and rounding.

### VOTES BY PERCENT



POLL	Type	Reid, Aaron	Sok, Nicole	Testart, Kieron	Rejected	Declined	Vote Total	Registered	% Turnout
1	Regular	7	8	18	0	0	33	172	19.19%
2	Regular	14	21	22	0	0	57	198	28.79%
3	Regular	28	26	39	3	0	93	300	31.00%
4	Regular	30	17	43	0	0	90	348	25.86%
5	Regular	34	14	73	0	0	121	287	42.16%
6	Regular	27	11	82	0	0	120	327	36.70%
Office of the RO	SVO	7	8	31	2	0	45		
Multi-District Poll	SVO						1		
Absentee - Online	SVO	8	6	18	0	0	30		
Absentee - Mail-in	SVO						2		
<b>TOTALS</b>		<b>155</b>	<b>111</b>	<b>326</b>	<b>5</b>	<b>0</b>	<b>592</b>	<b>1632</b>	<b>36.27%</b>
% of Vote		26.18%	18.75%	55.07%					
Margin				28.89%					

# SAHTU

**RETURNING OFFICER:**  
Valerie Erutse

**CANDIDATES:**  
Paulie Chinna, Daniel McNeely, Delphine Pierrot

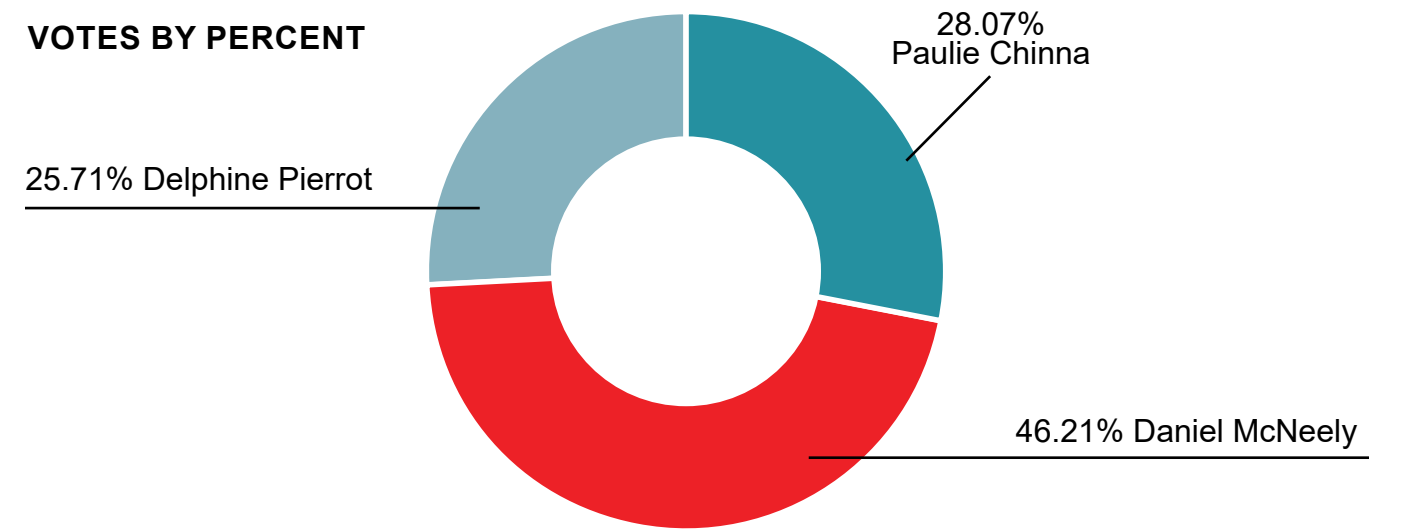
**CANDIDATE DULY ELECTED:**  
Daniel McNeely

Margin\*: 146 (18.14%)

\*the margin by which the Candidate receiving the most votes exceeded the second-place Candidate, as a total and as a percentage.

\*\* Votes by percent do not add to 100% due to rejected ballots, declined ballots, and rounding.

## VOTES BY PERCENT



POLL	Type	Chinna, Paulie	McNeely, Daniel	Pierrot, Delphine	Rejected	Declined	Vote Total	Registered	% Turnout
1 Colville Lake	Regular	7	20	14	0	0	36	78	52.56%
	Advance						5		
2 Déljñę	Regular	48	93	44	2	0	167	367	50.41%
	Advance						18		
3 Fort Good Hope	Regular	62	68	55	2	0	185	295	62.71%
4 Norman Wells	Regular	73	114	32	0	0	196	433	50.58%
	Advance						23		
5 Tulita	Regular	27	57	51	6	0	120	267	50.56%
	Advance						15		
Office of the RO	SVO	5	12	4	0	0	20		
Multi-District Poll	SVO						1		
Absentee - Online	SVO	4	8	7	0	0	12		
Absentee - Mail-in	SVO						7		
<b>TOTALS</b>		<b>226</b>	<b>372</b>	<b>207</b>	<b>10</b>	<b>0</b>	<b>805</b>	<b>1440</b>	<b>55.90%</b>
% of Vote		28.07%	46.21%	25.71%					
Margin			18.14%						

## THEBACHA

**RETURNING OFFICER:**

Lynda B. Martin

**CANDIDATES:**

Connie Benwell, Jay MacDonald, Frieda Martselos

**CANDIDATE DULY ELECTED:**

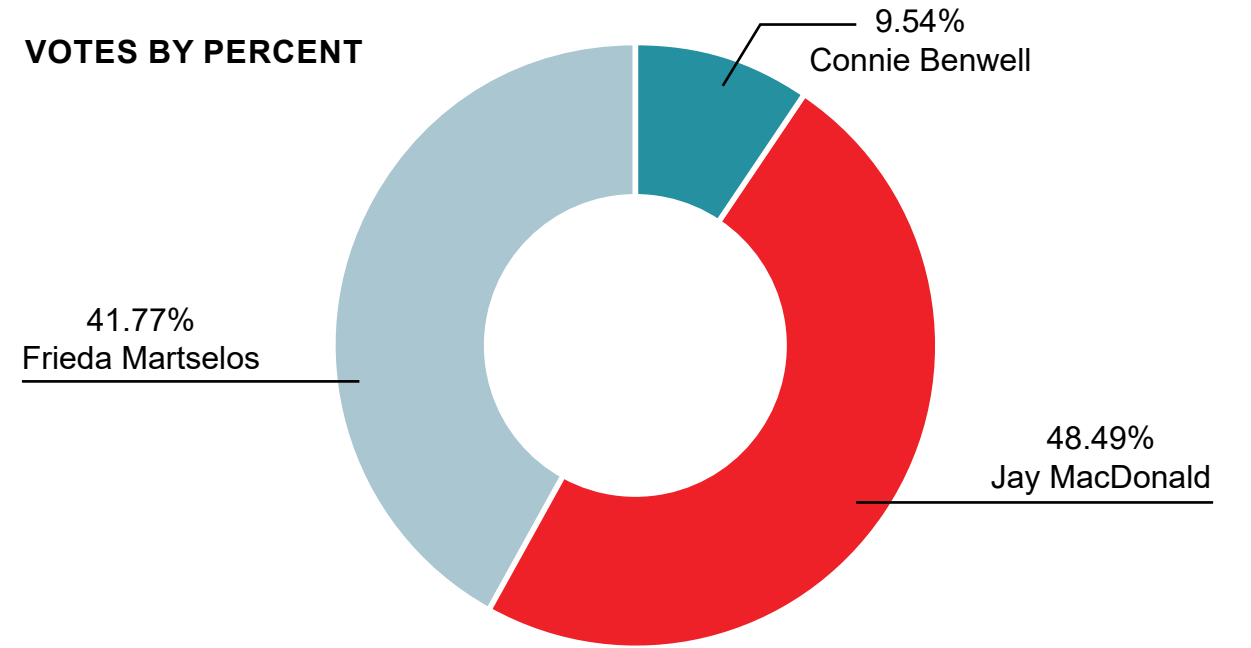
Jay MacDonald

Margin\*: 67 (6.73%)

\*the margin by which the Candidate receiving the most votes exceeded the second-place Candidate, as a total and as a percentage.

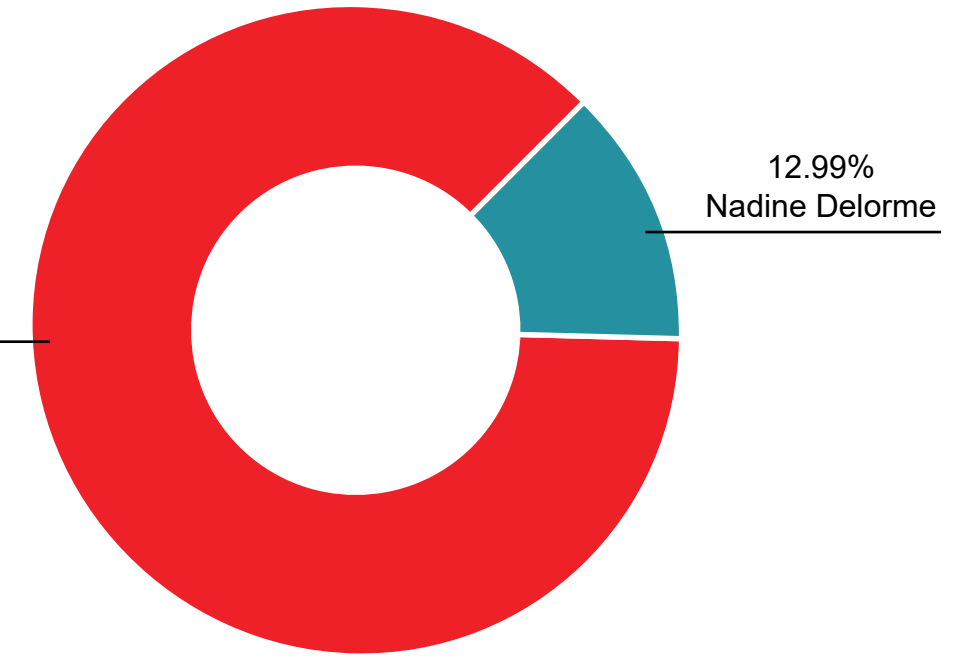
\*\* Votes by percent do not add to 100% due to rejected ballots, declined ballots, and rounding.

**VOTES BY PERCENT**



POLL	Type	Benwell, Connie	MacDonald, Jay	Martselos, Frieda	Rejected	Declined	Vote Total	Registered	% Turnout
1	Regular	6	80	25	1	0	111	243	45.68%
2	Regular	8	53	35	1	0	96	413	23.24%
3	Regular	17	78	36	0	0	131	381	34.38%
4	Regular	25	85	63	2	0	173	495	34.95%
Office of the RO	SVO	32	171	240	1	1	411		
Mobile Poll	SVO						32		
Multi-District Poll	SVO						1		
Absentee - Online	SVO	7	16	17	0	1	34		
Absentee - Mail-in	SVO						7		
<b>TOTALS</b>		<b>95</b>	<b>483</b>	<b>416</b>	<b>5</b>	<b>2</b>	<b>996</b>	<b>1532</b>	<b>65.01%</b>
% of Vote		9.54%	48.49%	41.77%					
Margin			6.73%						

VOTES BY PERCENT



**CANDIDATE DULY ELECTED:**

Richard Edjericon

Margin\*: 188 (74.02%)

\*the margin by which the Candidate receiving the most votes exceeded the second-place Candidate, as a total and as a percentage.

\*\* Votes by percent do not add to 100% due to rejected ballots, declined ballots, and rounding.

**TU NEDHÉ-WIILIDEH**

**RETURNING OFFICER:**

Lorraine Villeneuve

**CANDIDATES:**

Nadine Delorme, Richard Edjericon

POLL	Type	Delorme, Nadine	Edjericon, Richard	Rejected	Declined	Vote Total	Registered	% Turnout
1 Dettah	Regular	6	48	1	0	53	151	35.76%
	Advance					1		
2 Fort Resolution	Regular	17	85	2	0	102	280	36.43%
3 Łutsek'e	Regular	6	32	0	0	35	185	20.54%
	Advance					3		
4 Ndiłq	Regular	3	45	0	0	42	210	22.86%
	Advance					6		
Office of the RO	SVO	0	7	0	0	1		
Multi-District Poll	SVO					6		
Absentee - Online	SVO	1	4	0	0	3		
Absentee - Mail-in	SVO					2		
<b>TOTALS</b>		<b>33</b>	<b>221</b>	<b>3</b>	<b>0</b>	<b>254</b>	<b>826</b>	<b>30.75%</b>
% of Vote		<b>12.99%</b>	<b>87.01%</b>					
Margin			<b>74.02%</b>					

## YELLOWKNIFE CENTRE

**RETURNING OFFICER:**  
Joanna Grant

**CANDIDATES:**  
Ambe Chenemu, Robert Hawkins, Matt Spence

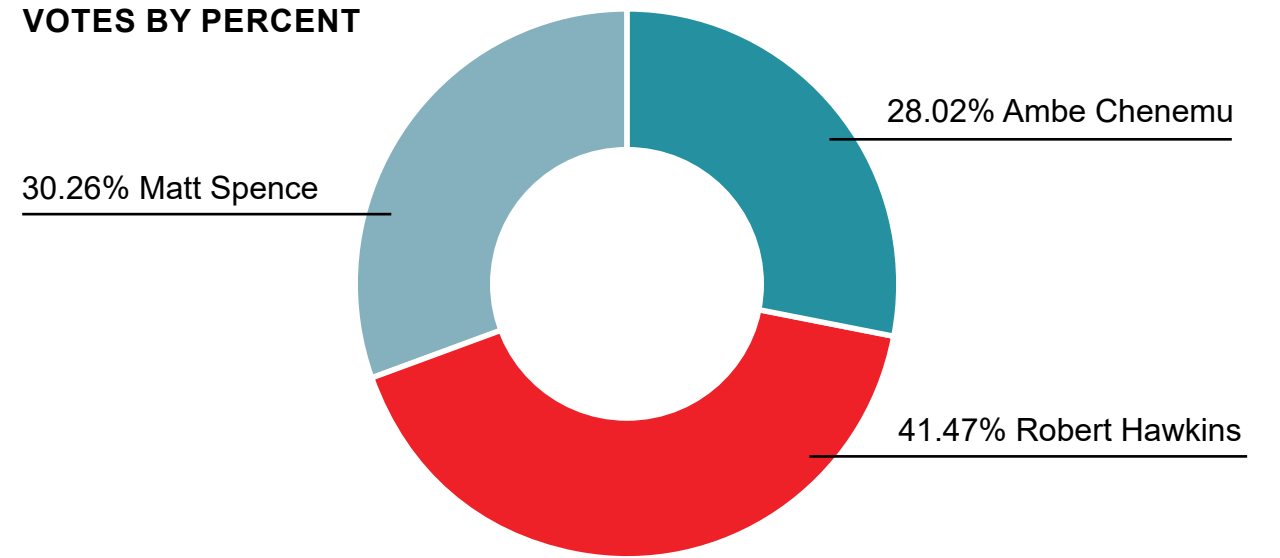
**CANDIDATE DULY ELECTED:**  
Robert Hawkins

Margin\*: 90 (11.21%)

\*the margin by which the Candidate receiving the most votes exceeded the second-place Candidate, as a total and as a percentage.

\*\* Votes by percent do not add to 100% due to rejected ballots, declined ballots, and rounding.

### VOTES BY PERCENT



POLL	Type	Chenemu, Ambe	Hawkins, Robert	Spence, Matt	Rejected	Declined	Vote Total	Registered	% Turnout
1	Regular	53	36	49	2	0	138	293	47.10%
2	Regular	19	39	25	0	0	83	337	24.63%
3	Regular	24	11	7	0	0	42	193	21.76%
4	Regular	39	48	36	0	0	123	323	38.08%
5	Regular	51	50	40	2	0	141	532	26.50%
Office of the RO	SVO	30	140	73	0	0	231		
Mobile Poll	SVO						12		
Multi-District Poll	SVO	0	0	0	0	0	0		
Absentee - Online	SVO	9	9	13	0	2	31		
Absentee - Mail-in	SVO						2		
<b>TOTALS</b>		<b>225</b>	<b>333</b>	<b>243</b>	<b>4</b>	<b>2</b>	<b>803</b>	<b>1678</b>	<b>47.85%</b>
% of Vote		28.02%	41.47%	30.26%					
Margin			11.21%						

## YELLOWKNIFE NORTH

**RETURNING OFFICER:**  
Amanda Mallon

**CANDIDATES:**  
Jon Howe, Shauna Morgan, Bruce Valpy

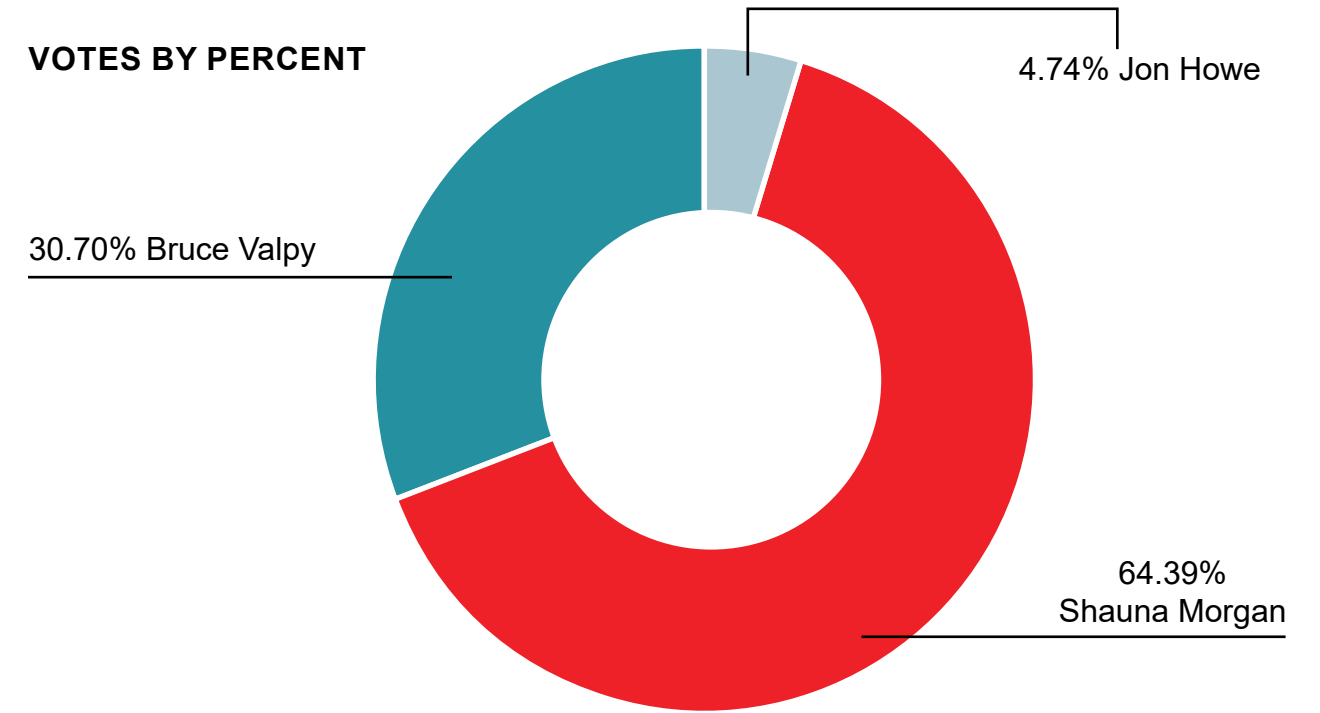
**CANDIDATE DULY ELECTED:**  
Shauna Morgan

Margin\*: 384 (34%)

\*the margin by which the Candidate receiving the most votes exceeded the second-place Candidate, as a total and as a percentage.

\*\* Votes by percent do not add to 100% due to rejected ballots, declined ballots, and rounding.

### VOTES BY PERCENT



POLL	Type	Howe, Jon	Morgan, Shauna	Valpy, Bruce	Rejected	Declined	Vote Total	Registered	% Turnout
1	Regular	11	222	91	0	0	324	631	51.35%
2	Regular	5	31	35	0	0	71	117	60.68%
3	Regular	6	120	54	0	0	180	734	24.52%
4	Regular	10	89	43	1	0	142	403	35.24%
5	Regular	10	87	57	0	0	154	466	33.05%
Office of the RO	SVO	9	109	51	0	0	168		
Mobile Poll	SVO						1		
Multi-District Poll	SVO	0	0	0	0	0	0		
Absentee - Online	SVO	3	76	19	0	2	98		
Absentee - Mail-in	SVO						2		
<b>TOTALS</b>		<b>54</b>	<b>734</b>	<b>350</b>	<b>1</b>	<b>2</b>	<b>1140</b>	<b>2351</b>	<b>48.49%</b>
% of Vote		4.74%	64.39%	30.70%					
Margin			34%						

## YELLOWKNIFE SOUTH

**RETURNING OFFICER:**  
Melanie Gentles

**ACCLAIMED CANDIDATE:**  
Caroline Wawzonek

POLL	Type	Wawzonek, Caroline	Rejected	Declined	Vote Total	Registered	% Turnout
1	Regular	Acclaimed			0	335	0.00%
2	Regular				0	354	0.00%
3	Regular				0	360	0.00%
4	Regular				0	362	0.00%
5	Regular				0	333	0.00%
Office of the RO	SVO				0		
Mobile Poll	SVO				0		
Absentee - Online	SVO				0		
Absentee - Mail-in	SVO				0		
Multi-District Poll	SVO				0		
<b>TOTALS</b>			<b>0</b>	<b>0</b>	<b>0</b>	<b>0</b>	<b>1744</b>
% of Vote		<b>0%</b>					
Margin							
All SVO's	SVO		0	0	0		



The logo consists of a stylized 'X' shape formed by two overlapping diagonal bars. The left bar is teal and the right bar is red.

ELECTIONSNWT