



**TERRITORIAL GENERAL
ELECTION 2023 OFFICIAL
RESULTS REPORT**



1-844-767-9100
ELECTIONSNWT.CA



If you would like this information in another official language, call us.

English

Si vous voulez ces informations dans une autre langue officielle, contactez-nous.

French

kīspīn kī nitawihīn ē nīhīyawīhk ōma ācimōwin, tipwāsinān.

Cree

Tłichq yatı k'ee. Dı wegodı newq dè, gots'o gonede.

Tłichq

ʔerihīł'is Dēne Sųłiné yatı t'a huts'elkēr xa beyáyatı theʔą ʔat'e, nuwe ts'ēn yółtı.

Chipewyan

Edı gondı dehgáh got'ıe zhatıé k'ee edatł'éh enahddhę nıde naxets'e edahlı.

South Slavey

K'áhshó got'ıne xədə k'é hederı ʔedihtł'é yerınwę nıde dúle.

North Slavey

Jii gwandak izhii ginjik vat'atr'ijāhch'uu zhit yinohthan jı', diits'at ginohkhii.

Gwich'in

Uvanittuaq ilitchurisukupku Inuvialuktun, ququaqłuta.

Inuvialuktun

Ć'ıđđ 00'ııΔ' Λ<LJAŦ' Δı'ııĐ<'ııŦLııı, Đ'ııŦ'ıı Đ'ııı<'ııııı.

Inuktitut

Hapkua titiqqat pijumagupkit Inuinnaqtun, uvaptinnut hivajarlutit.

Inuinnaqtun

Indigenous Languages: (867) 767-9346 ext. 71037

French: 867-767-9348 866-561-1664 Toll Free

January 2024

The Honourable Shane Thompson
Speaker
Northwest Territories Legislative Assembly
Yellowknife, NT

Dear Mr. Speaker,

OFFICIAL VOTING RESULTS

In accordance with section 265 of the Elections and Plebiscites Act, I respectfully submit the Official Voting Results for the territorial general election held on November 14, 2023.

This report details the number of votes cast by polling division for the 16 electoral districts that held a poll, as well as information on the three electoral districts where candidates were acclaimed.



Stephen Dunbar
Chief Electoral Officer

TABLE OF CONTENTS

CONTENTS

PREFACE	PG 5
VOTING OPPORTUNITIES	PG 6
SPECIAL VOTING OPPORTUNITIES	PG 7
BALLOTS CAST BY ELECTORAL DISTRICT	PG 8
DEHCHO	PG 10
FRAME LAKE	PG 12
GREAT SLAVE	PG 14
HAY RIVER NORTH	PG 16
HAY RIVER SOUTH	PG 18
INUVIK BOOT LAKE	PG 20
INUVIK TWIN LAKES	PG 22
KAM LAKE	PG 24
MACKENZIE DELTA	PG 26
MONFWI	PG 28
NAHENDEH	PG 30
NUNAKPUT	PG 32
RANGE LAKE	PG 34
SAHTU	PG 36
THEBACHA	PG 38
TU NEDHÉ-WIILIDEH	PG 40
YELLOWKNIFE CENTRE	PG 42
YELLOWKNIFE NORTH	PG 44
YELLOWKNIFE SOUTH	PG 46

PREFACE

THE TERM OF THE 19TH LEGISLATIVE ASSEMBLY was due to expire on September 3, 2023, with the writs to be issued the following day. Due to the evacuation orders caused by wildfires affecting 14 of the 19 electoral districts, the Legislative Assembly passed *An Act to Postpone Polling Day for the 2023 General Election* on August 28, 2023. This Act delayed the election to November 14, 2023.

The Commissioner of the Northwest Territories ordered the Chief Electoral Officer to issue the writs of election on October 16, with the prescribed 29-day campaign period.

CANDIDATES

The nomination period opened on October 16, and closed October 20. A total of 56 candidates stood for election. Nahendeh had the most candidates declare with six, while there were three acclamations in Kam Lake, Monfwi and Yellowknife South.

23 women ran for office in 15 of the 19 electoral districts, representing 41 percent of all candidates.

VOTING

Voting began on October 24 and continued to November 12 in special voting opportunities. Twenty-six percent of all votes cast were cast during this period, including in the Office of the Returning Officers, absentee ballots, mobile polls, advance polls and a multi-district poll.

On Election Day, 34 polling locations opened across the territory for the 16 electoral districts. In total, 10,797 votes were cast, representing a 52.54 percent voter turnout.

There were no contests where a judicial recount was required.

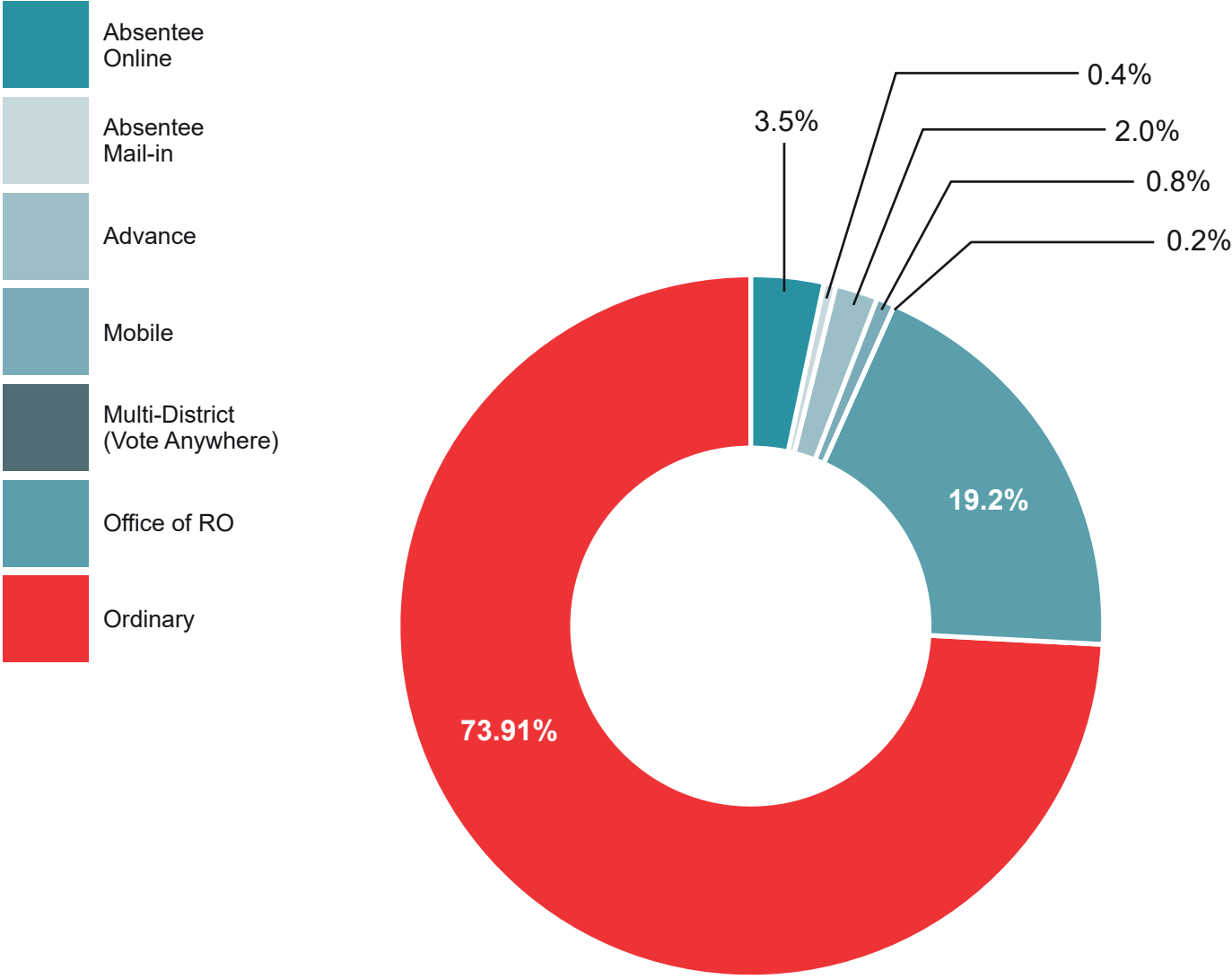
REPORTING

The unofficial results were reported on the Elections NWT website.

The names of the candidates duly elected in each electoral district are to be published in the *Northwest Territories Gazette* for December 2023.

VOTING OPPORTUNITIES

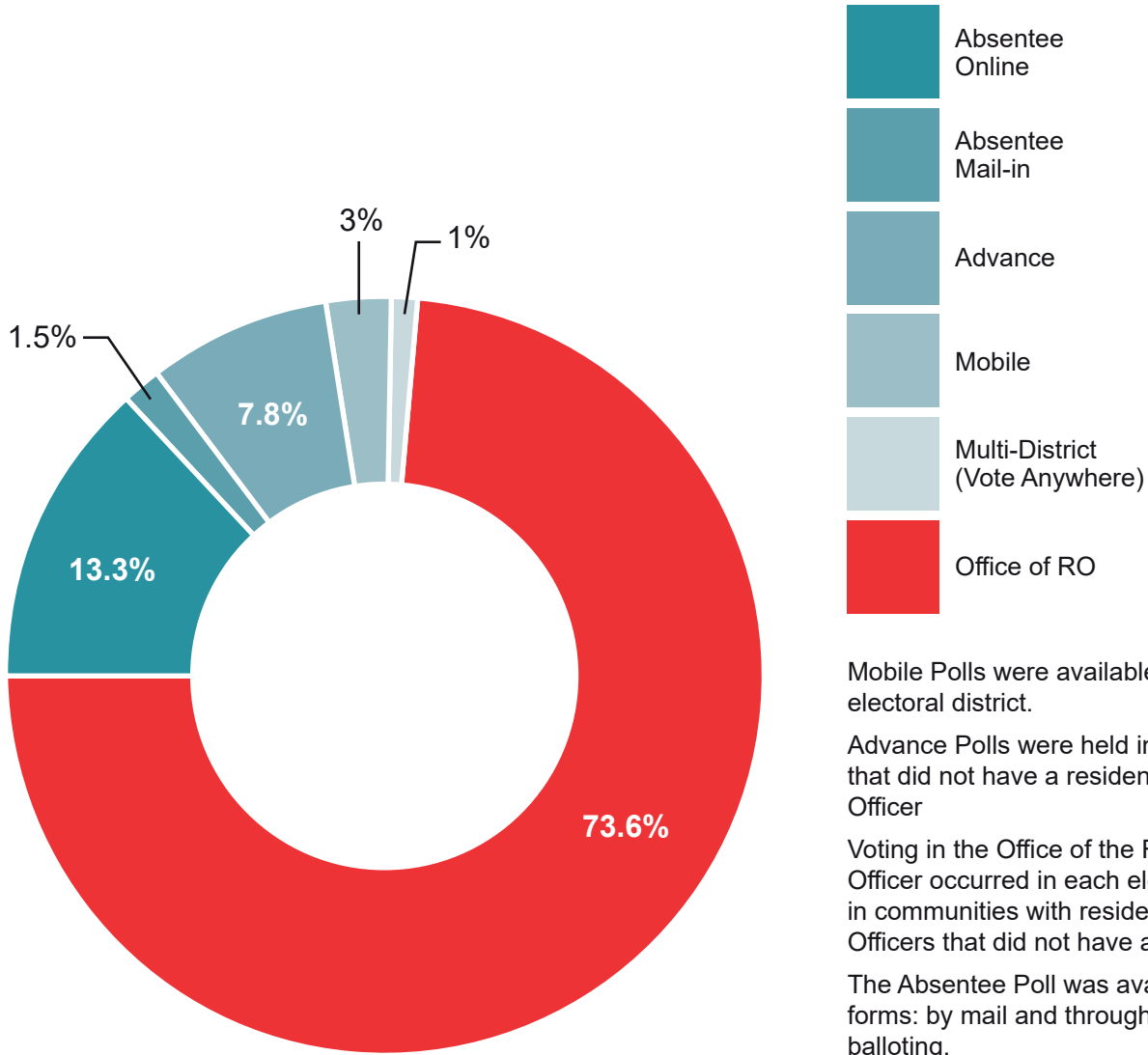
% of total votes cast:



Electoral District	Absentee Online	Absentee Mail-in	Advance	Mobile	Multi-District	Office of RO
TOTAL	375	42	221	85	20	0
% of total votes cast:	3.5%	0.4%	2.0%	0.8%	0.2%	0%
% of SVO votes cast:	13.3%	1.5%	7.8%	3%	1%	0%

SPECIAL VOTING OPPORTUNITIES

% of SVO votes cast:



- Absentee Online
- Absentee Mail-in
- Advance
- Mobile
- Multi-District (Vote Anywhere)
- Office of RO

Mobile Polls were available in every electoral district.

Advance Polls were held in communities that did not have a resident Returning Officer

Voting in the Office of the Returning Officer occurred in each electoral district, in communities with resident Returning Officers that did not have an acclamation.

The Absentee Poll was available in two forms: by mail and through electronic balloting.

Office of RO	SVO Total	Ordinary	SVO & Ord Total	Registered	% Turnout
2074	2,817	7980	10797	20550	52.54%

19.2%	26.1%	73.91%
73.6%		

*Excludes acclaimed districts

BALLOTS CAST BY ELECTORAL DISTRICT AND SPECIAL VOTING OPPORTUNITY (SVO)

Electoral District	Number of Candidates	Absentee Online	Absentee Mail-in	Advance	Mobile	Multi-District
Dehcho	4	6	2	12	0	2
Frame Lake	5	23	3		0	0
Great Slave	4	37	4		0	0
Hay River North	4	13	0		11	0
Hay River South	3	27	2		1	1
Inuvik Boot Lake	3	23	2		0	0
Inuvik Twin Lakes	2	7	1		0	0
Kam Lake	1	0	0		0	0
Mackenzie Delta	3	13	1	69	13	3
Monfwi	1	0	0	0	0	0
Nahendeh	6	18	1	61	15	1
Nunakput	2	0	4	8	0	4
Range Lake	3	30	2		0	1
Sahtu	3	12	7	61	0	1
Thebacha	3	34	7		32	1
Tu Nedhé Wiilideh	2	3	2	10	0	6
Yellowknife Centre	3	31	2		12	0
Yellowknife North	3	98	2		1	0
Yellowknife South	1	0	0		0	0
TOTAL	56	375	42	221	85	20

District	Office of RO	SVO Total	Ordinary	SVO & Ord Total	Registered	% Turnout
2	18	40	454	494	794	62.22%
)	100	126	511	637	1409	45.21%
)	139	180	581	761	1649	46.15%
)	196	220	389	609	1047	58.17%
l	232	263	467	730	981	74.41%
)	103	128	366	494	938	52.67%
)	113	121	329	450	1105	40.72%
)	0	0	0	0	1806	0.00%
3	31	130	499	629	846	74.35%
)	0	0	0	0	1794	0.00%
l	254	350	554	904	1288	70.19%
4	12	28	471	499	1034	48.26%
l	45	78	514	592	1632	36.27%
l	20	101	704	805	1440	55.90%
l	411	485	511	996	1532	65.01%
5	1	22	232	254	826	30.75%
)	231	276	527	803	1678	47.85%
)	168	269	871	1140	2351	48.49%
)	0	0	0	0	1744	0.00%
0	2074	2,817	7980	10797	20550	52.54%

*Excludes acclaimed districts

CANDIDATE DULY ELECTED:

Sheryl Yakeleya

Margin*: 15 (3.04%)

*the margin by which the Candidate receiving the most votes exceeded the second-place Candidate, as a total and as a percentage.

** Votes by percent do not add to 100% due to rejected ballots, declined ballots, and rounding.

DEHCHO

RETURNING OFFICER:

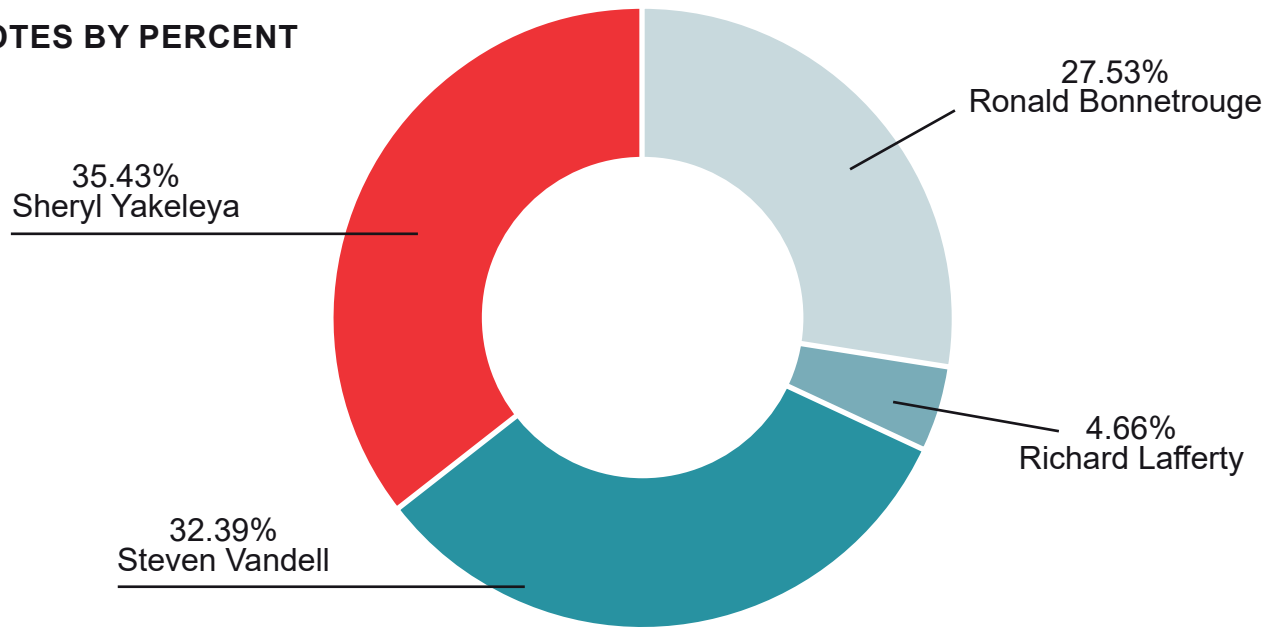
Berna Matto

CANDIDATES:

Ronald Bonnetrouge, Richard Lafferty, Steven Vandell, Sheryl Yakeleya

POLL	Type	Bonnetrouge, Ronald	Lafferty, Richard	Vandell, Steven	Yakeleya, Sheryl
1 Enterprise	Regular	1	2	7	20
	Advance				
2 Fort Providence	Regular	118	19	125	111
3 Kakisa	Regular	3	0	3	8
	Advance				
4 K'atlodeeche First Nation	Regular	6	2	8	33
	Advance				
Office of the RO	SVO	5	0	13	2
Multi-District Poll	SVO				
Absentee - Online	SVO	3	0	4	1
Absentee - Mail-in	SVO				
TOTALS		136	23	160	175
% of Vote		27.53%	4.66%	32.39%	35.43%
Margin					3.04%

VOTES BY PERCENT



	Rejected	Declined	Vote Total	Registered	% Turnout
	0	0	26	51	58.82%
			4		
	1	0	373	549	67.94%
	0	0	12	21	66.67%
			2		
	2	0	43	173	28.32%
			6		
	0	0	18		
			2		
	0	0	6		
			2		
	3	0	494	794	62.22%

FRAME LAKE

RETURNING OFFICER:

Mona Durkee

CANDIDATES:

Deanna Cornfield, Julian Morse, John Stanley, Spencer Tracy, Stuart Wray

CANDIDATE DULY ELECTED:

Julian Morse

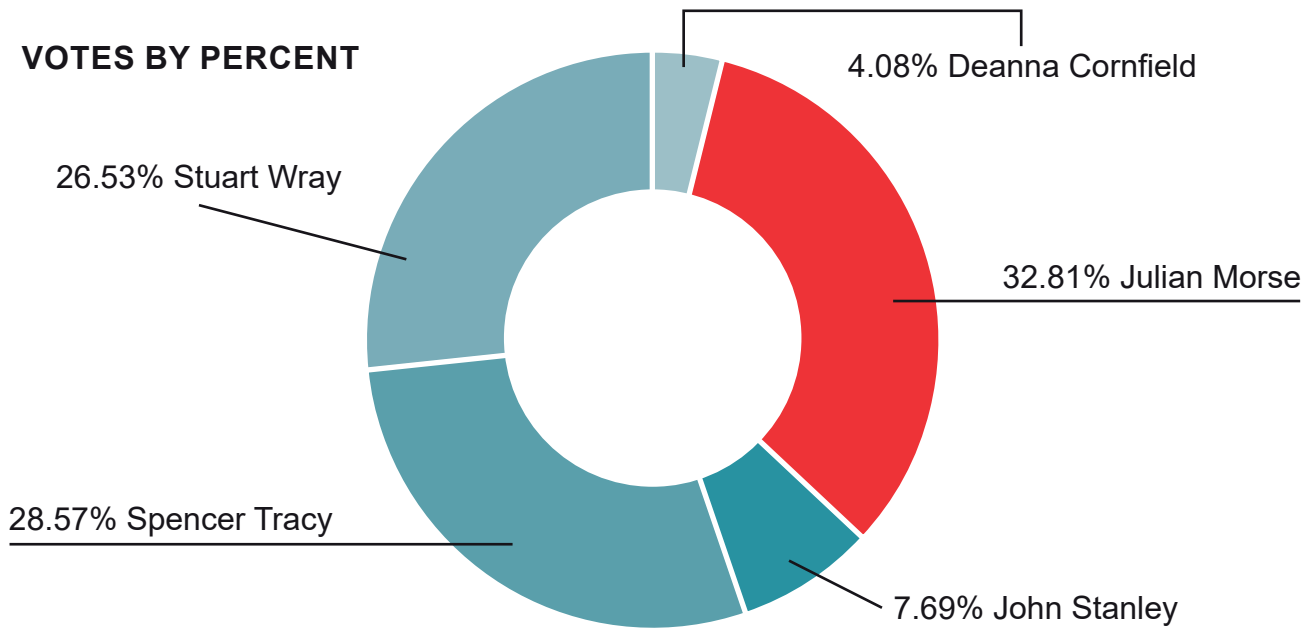
Margin*: 27 (4.24%)

*the margin by which the Candidate receiving the most votes exceeded the second-place Candidate, as a total and as a percentage.

** Votes by percent do not add to 100% due to rejected ballots, declined ballots, and rounding.

POLL	Type	Cornfield, Deanna	Morse, Julian	Stanley, John	Tracy, Spencer
1	Regular	1	49	4	37
2	Regular	7	15	8	29
3	Regular	7	18	12	21
4	Regular	3	20	5	21
5	Regular	4	63	13	46
Office of the RO	SVO	4	36	5	19
Multi-District Poll	SVO	0	0	0	0
Absentee - Online	SVO	0	8	2	9
Absentee - Mail-in	SVO				
TOTALS		26	209	49	182
% of Vote		4.08%	32.81%	7.69%	28.57%
Margin			4.24%		

VOTES BY PERCENT



	Wray, Stuart	Rejected	Declined	Vote Total	Registered	% Turnout
	39	0	0	130	358	36.31%
	23	0	0	82	239	34.31%
	14	0	0	72	201	35.82%
	24	0	0	73	281	25.98%
	28	0	0	154	330	46.67%
	36	0	0	100		
	0	0	0	0		
	5	0	2	23		
				3		
	169	0	2	637	1409	45.21%
	26.53%					

GREAT SLAVE

RETURNING OFFICER:

Carol Nychka

CANDIDATES:

Stacie Arden Smith, James Lawrance,
Nokleby Katrina, Kate Reid

CANDIDATE DULY ELECTED:

Kate Reid

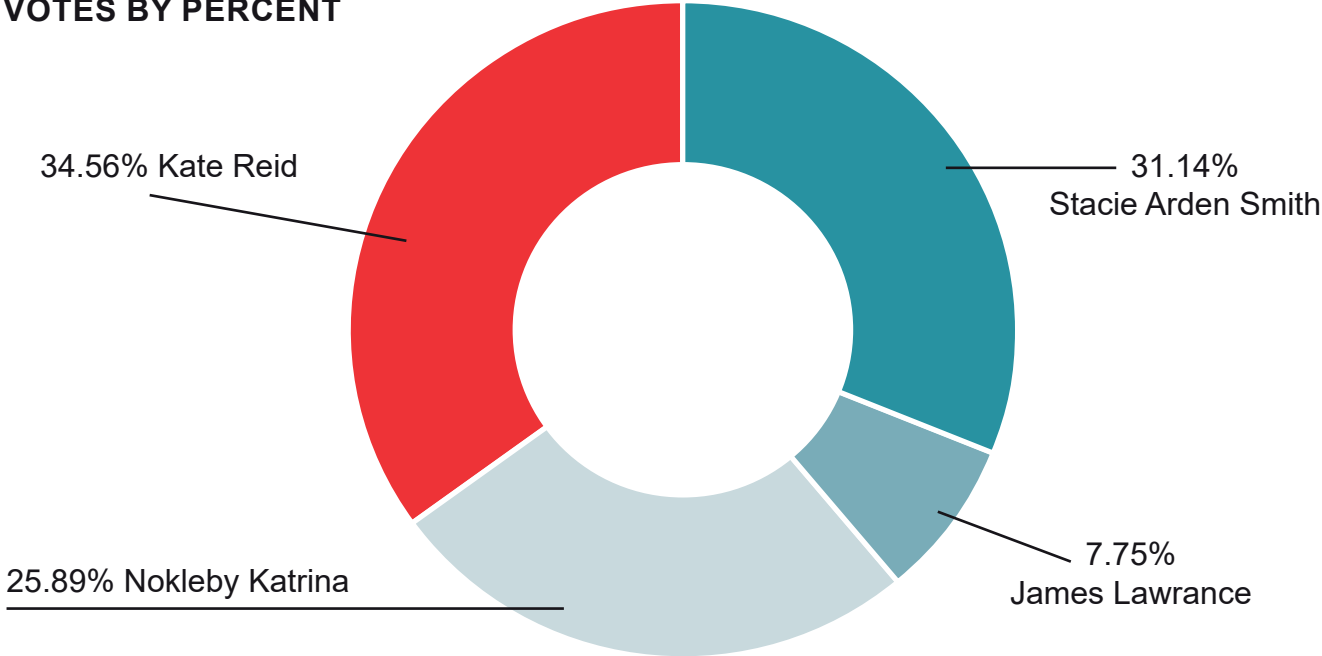
Margin*: 26 (3.42%)

*the margin by which the Candidate receiving the most votes exceeded the second-place Candidate, as a total and as a percentage.

** Votes by percent do not add to 100% due to rejected ballots, declined ballots, and rounding.

POLL	Type	Arden Smith, Stacie	Lawrance, James	Nokleby, Katrina	Reid, Kate
1	Regular	34	5	19	29
2	Regular	41	9	40	48
3	Regular	67	17	41	63
4	Regular	38	20	49	59
Office of the RO	SVO	48	5	34	50
Multi-District Poll	SVO	0	0	0	0
Absentee - Online	SVO	9	3	14	14
Absentee - Mail-in	SVO				
TOTALS		237	59	197	263
% of Vote		31.14%	7.75%	25.89%	34.56%
Margin					3.42%

VOTES BY PERCENT



	Rejected	Declined	Vote Total	Registered	% Turnout
	1	0	87	281	30.96%
	1	0	138	405	34.07%
	1	1	189	601	31.45%
	0	1	167	362	46.13%
	0	2	139		
	0	0	0		
	0	1	37		
			4		
	3	5	761	1649	46.15%

CANDIDATE DULY ELECTED:

RJ Simpson

Margin*: 289 (47.45%)

*the margin by which the Candidate receiving the most votes exceeded the second-place Candidate, as a total and as a percentage.

** Votes by percent do not add to 100% due to rejected ballots, declined ballots, and rounding.

HAY RIVER NORTH

RETURNING OFFICER:

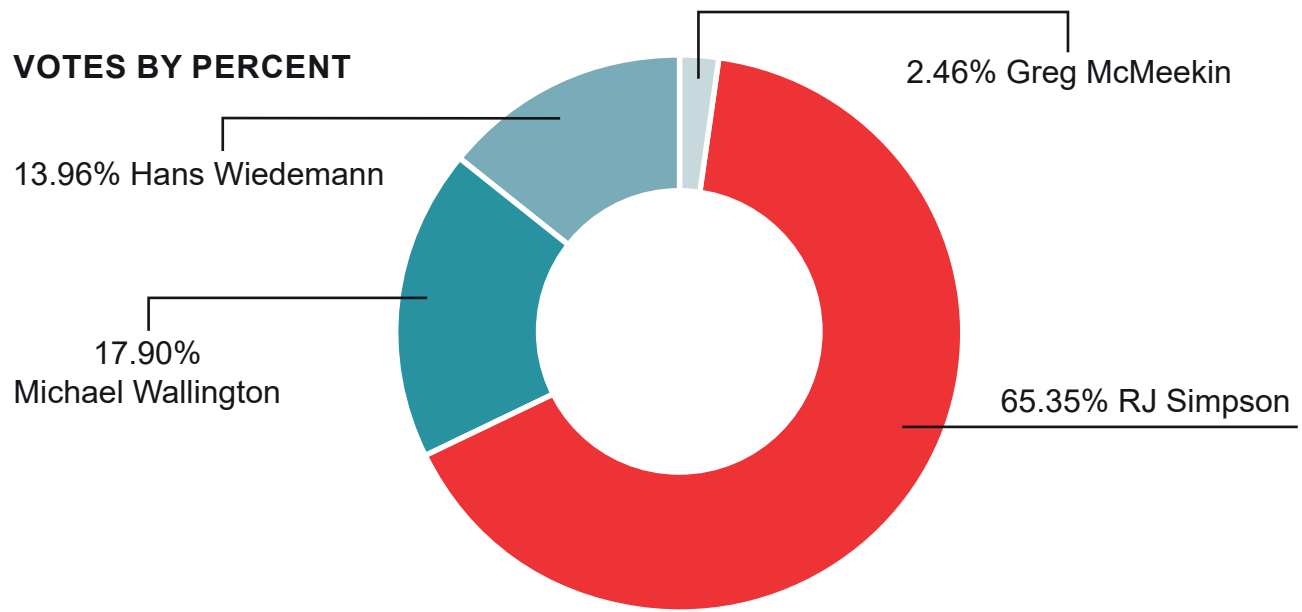
Marny Twigge

CANDIDATES:

Greg McMeekin, RJ Simpson, Michael Wallington, Hans Wiedemann

POLL	Type	McMeekin, Greg	Simpson, RJ	Wallington, Michael	Wiedemann, Hans
1	Regular	2	81	32	12
2	Regular	5	90	25	21
3	Regular	3	70	21	27
Office of the RO	SVO	4	150	29	22
Mobile Poll	SVO				
Multi- District Poll	SVO	0	0	0	0
Absentee - Online	SVO	1	7	2	3
Absentee - Mail-in	SVO	0	0	0	0
TOTALS		15	398	109	85
% of Vote		2.46%	65.35%	17.90%	13.96%
Margin			47.45%		

VOTES BY PERCENT



	Rejected	Declined	Vote Total	Registered	% Turnout
	2	0	127	362	35.08%
	1	0	141	354	39.83%
	0	0	121	331	36.56%
	2	2	196		
			11		
	0	0	0		
	0	0	13		
	0	0	0		
	5	2	609	1047	58.17%

HAY RIVER SOUTH

RETURNING OFFICER:

Heather Coakwell

CANDIDATES:

Vince McKay, Wally Schumann,
Rocky Simpson

CANDIDATE DULY ELECTED:

Vince McKay

Margin*: 44 (6.03%)

*the margin by which the Candidate receiving the most votes exceeded the second-place Candidate, as a total and as a percentage.

** Votes by percent do not add to 100% due to rejected ballots, declined ballots, and rounding.

POLL	Type	McKay, Vince	Schumann, Wally	Simpson, Rocky	Rejected
1	Regular	47	39	40	1
2	Regular	101	82	45	0
3	Regular	42	40	31	1
Office of the RO	SVO	85	63	86	0
Mobile Poll	SVO				
Multi-District Poll	SVO				
Absentee - Online	SVO	7	14	8	0
Absentee - Mail-in	SVO				
TOTALS		282	238	210	2
% of Vote		38.63%	32.60%	28.77%	
Margin		6.03%			

VOTES BY PERCENT



	Declined	Vote Total	Registered	% Turnout
	0	126	327	38.53%
	0	228	439	51.94%
	0	113	215	52.56%
		232		
	0	1		
		1		
	0	27		
		2		
	0	730	981	74.41%

INUVIK BOOT LAKE

RETURNING OFFICER:

Chris Garven

CANDIDATES:

Diane Archie, Denny Rodgers, Sallie Ross

CANDIDATE DULY ELECTED:

Denny Rodgers

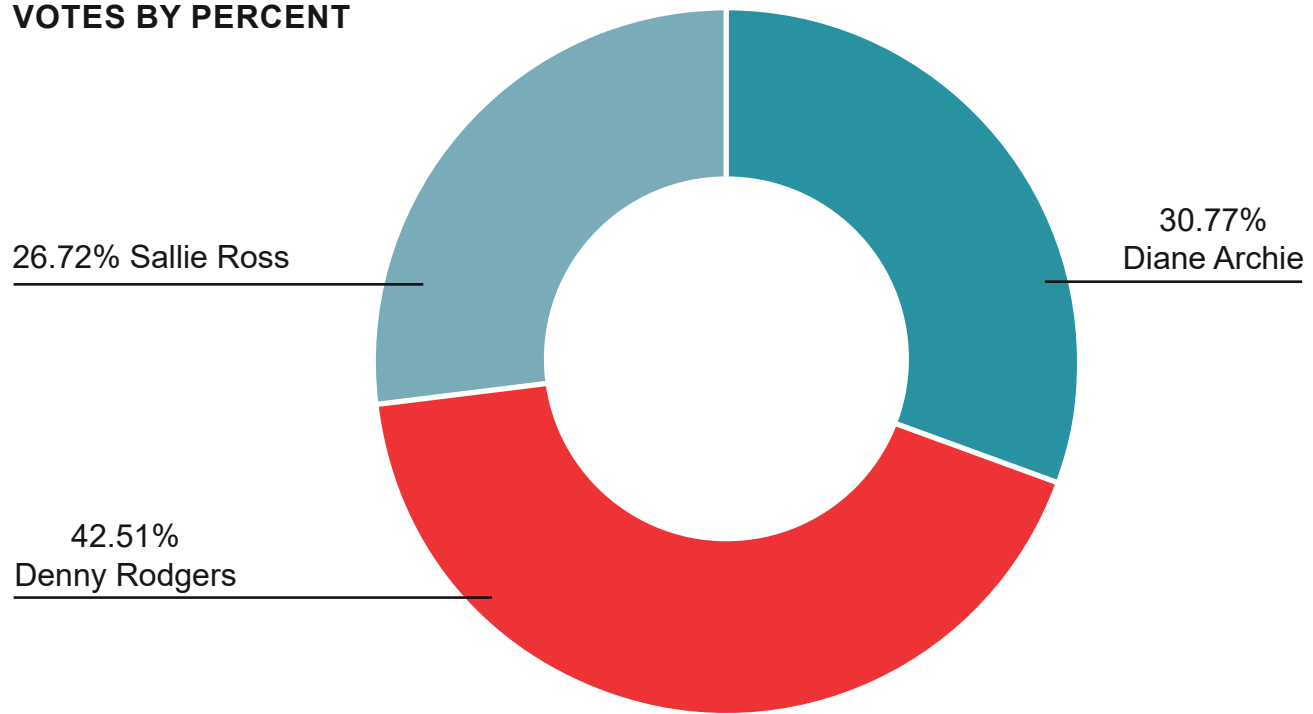
Margin*: 58 (11.74%)

*the margin by which the Candidate receiving the most votes exceeded the second-place Candidate, as a total and as a percentage.

** Votes by percent do not add to 100% due to rejected ballots, declined ballots, and rounding.

POLL	Type	Archie, Diane	Rodgers, Denny	Ross, Sallie	Rejected
1	Regular	32	40	26	0
2	Regular	59	60	45	2
3	Regular	25	47	32	0
Office of the RO	SVO	28	54	21	1
Multi- District Poll	SVO	0	0	0	0
Absentee - Online	SVO	8	9	8	0
Absentee - Mail-in	SVO				
TOTALS		152	210	132	3
% of Vote		30.77%	42.51%	26.72%	
Margin			11.74%		

VOTES BY PERCENT



	Declined	Vote Total	Registered	% Turnout
	0	98	268	36.57%
	0	164	430	38.14%
	0	104	240	43.33%
	0	103		
	0	0		
	0	23		
		2		
	0	494	938	52.67%

INUVIK TWIN LAKES

RETURNING OFFICER:
Mitchell MacQuarrie

CANDIDATES:
Lenora McLeod, Lesa Semmler

CANDIDATE DULY ELECTED:
Lesa Semmler

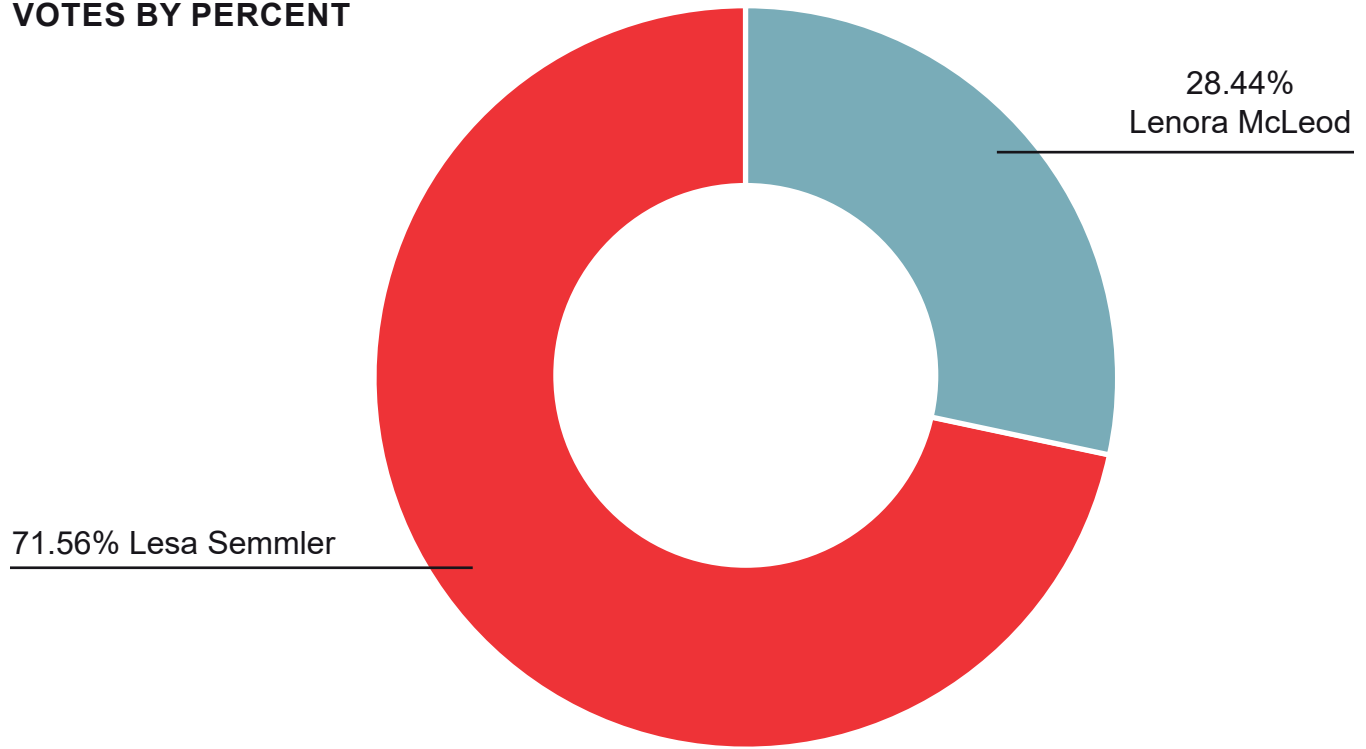
Margin*: 194 (43.11%)

*the margin by which the Candidate receiving the most votes exceeded the second-place Candidate, as a total and as a percentage.

** Votes by percent do not add to 100% due to rejected ballots, declined ballots, and rounding.

POLL	Type	McLeod, Lenora	Semmler, Lesa	Rejected
1	Regular	61	141	2
2	Regular	49	78	0
Office of the RO	SVO	17	96	2
Multi-District Poll	SVO	0	0	0
Absentee - Online	SVO	1	7	1
Absentee - Mail-in	SVO			
TOTALS		128	322	5
% of Vote		28.44%	71.56%	
Margin			43.11%	

VOTES BY PERCENT



	Declined	Vote Total	Registered	% Turnout
	0	202	601	33.61%
	0	127	504	25.20%
	0	113		
	0	0		
	0	7		
		1		
	0	450	1105	40.72%

**OFFICIAL VOTING
RESULTS 2023**

KAM LAKE

RETURNING OFFICER:

Dave Heron

ACCLAIMED CANDIDATE:

Caitlin Cleveland

POLL	Type	Cleveland, Caitlin	Rejected	Declined	Vote Total	Registered	% Turnout	
1	Regular	Acclaimed			0	254	0.00%	
2	Regular				0	325	0.00%	
3	Regular				0	248	0.00%	
4	Regular				0	394	0.00%	
5	Regular				0	585	0.00%	
Office of the RO	SVO				0			
Mobile Poll	SVO				0			
Absentee - Online	SVO				0			
Absentee - Mail-in	SVO				0			
Multi-District Poll	SVO				0			
TOTALS			0	0	0	0	1806	0.00%
% of Vote			0%					
Margin								
All SVO's	SVO		0	0	0			



CANDIDATE DULY ELECTED:

George Nerysoo

Margin*: 13 (2.07%)

*the margin by which the Candidate receiving the most votes exceeded the second-place Candidate, as a total and as a percentage.

** Votes by percent do not add to 100% due to rejected ballots, declined ballots, and rounding.

MACKENZIE DELTA

RETURNING OFFICER:

Grace Martin

CANDIDATES:

Frederick Blake, George Nerysoo, Richard Ross

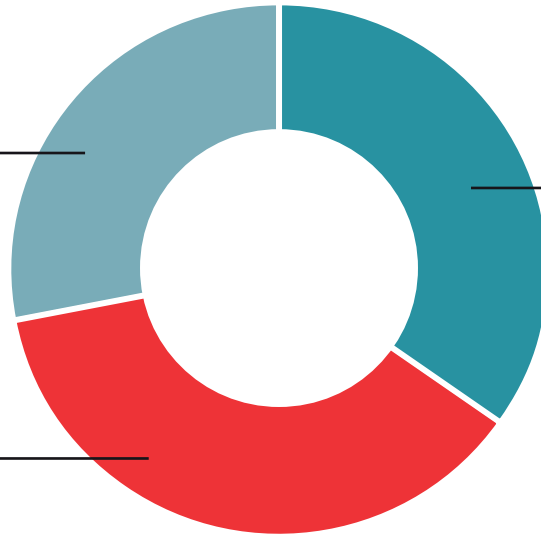
POLL	Type	Blake, Frederick	Nerysoo, George	Ross, Richard	Rejected
1 Aklavik	Regular	71	31	106	0
	Advance				
2 Fort McPherson	Regular	77	150	53	0
3 Tsiigehtchic	Regular	57	16	7	0
	Advance				
Office of the RO	SVO	9	30	8	0
Mobile Poll Ft McPherson	SVO				
Multi-District Poll	SVO				
Absentee - Online	SVO	6	6	2	0
Absentee - Mail-in	SVO				
TOTALS		220	233	176	0
% of Vote		34.98%	37.04%	27.98%	
Margin			2.07%		

VOTES BY PERCENT

27.98% Richard Ross

34.98% Frederick Blake

37.04% George Nerysoo



	Declined	Vote Total	Registered	% Turnout
	0	170	335	62.09%
		38		
	0	280	422	66.35%
	0	49	89	89.89%
		31		
	0	31		
		13		
		3		
	0	13		
		1		
	0	629	846	74.35%

**OFFICIAL VOTING
RESULTS 2023**

MONFWI

RETURNING OFFICER:

Harriet Koyina

ACCLAIMED CANDIDATE:

Jane Armstrong

POLL	Type	Armstrong, Jane	Rejected	Declined	Vote Total	Registered	% Turnout
1 Behchokò	Regular	Acclaimed			0	994	0.00%
1.5 Behchokò	Regular				0		
2 Edzo	Regular				0	209	0.00%
3 Gametii	Regular				0	184	0.00%
4 Wekweeti	Regular				0	93	0.00%
5 Whati	Regular				0	314	0.00%
3 Gameti	Advance				0		
4 Wekweeti	Advance				0		
5 Whati	Advance				0		
Office of the RO	SVO				0		
1 Mobile Poll Behchokò	SVO				0		
3 Mobile Poll Gameti	SVO				0		
4 Mobile Poll Wekweeti	SVO				0		
5 Mobile Poll Whati	SVO				0		
Absentee - Online	SVO				0		
Absentee - Mail-in	SVO				0		
Multi-District Poll	SVO				0		
TOTALS		0	0	0	0	1794	0.00%
% of Vote		0%					
Margin							
All SVO's	SVO	0	0	0	0		



NAHENDEH

RETURNING OFFICER:

Crystal Marshall

CANDIDATES:

Sharon Allen, Joshua Campbell, Mavis Cli-Michaud, Hillary Deneron, Shane Thompson, Les Wright

CANDIDATE DULY ELECTED:

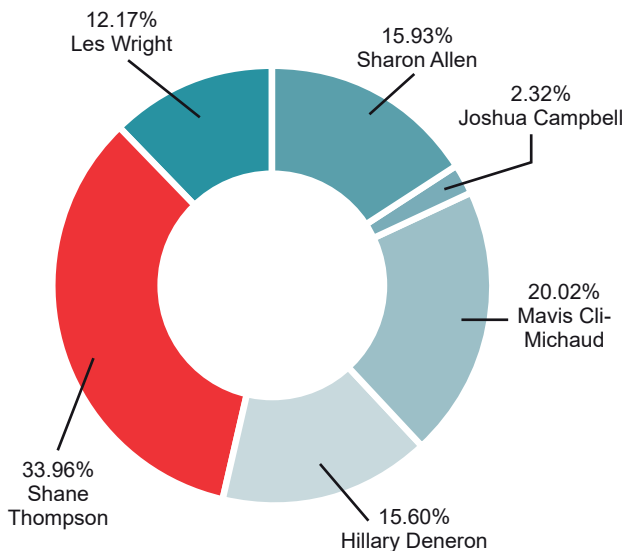
Shane Thompson

Margin*: 126 (13.94%)

*the margin by which the Candidate receiving the most votes exceeded the second-place Candidate, as a total and as a percentage.

** Votes by percent do not add to 100% due to rejected ballots, declined ballots, and rounding.

VOTES BY PERCENT



POLL	Type	Allen, Sharon	Campbell, Joshua	Cli-Michaud, Mavis	
1 Fort Liard	Regular	24	2	27	
	Advance				
2 Fort Simpson	Regular	47	6	67	
3 Jean Marie River	Regular	8	2	8	
	Advance				
4 Nahanni Butte	Regular	16	3	0	
	Advance				
5 Sambiaa K'e	Regular	5	0	4	
	Advance				
6 Wrigley	Regular	16	1	20	
	Advance				
Office of the RO	SVO				
Multi-District Poll	SVO	27	7	54	
Fort Simpson Mobile Poll	SVO				
Absentee - Online	SVO				
Absentee - Mail-in	SVO	1	0	1	
TOTALS		144	21	181	
% of Vote		15.93%	2.32%	20.02%	
Margin					

	Deneron, Hillary	Thompson, Shane	Wright, Les	Rejected	Declined	Vote Total	Registered	% Turnout
	74	61	13	0	0	150	319	63.01%
						51		
	35	60	43	1	0	258	757	34.08%
	1	4	2	0	0	23	41	60.98%
						2		
	5	12	9	0	0	43	39	115.38%
						2		
	8	19	5	1	0	41	52	78.85%
						0		
	1	1	6	0	0	39	80	56.25%
						6		
	16	137	29	0	0	254		
						1		
						15		
	1	13	3	0	0	18		
						1		
	141	307	110	2	0	904	1288	70.19%
	15.60%	33.96%	12.17%					
		13.94%						

CANDIDATE DULY ELECTED:

Lucy Kuptana

Margin*: 181 (36.27%)

*the margin by which the Candidate receiving the most votes exceeded the second-place Candidate, as a total and as a percentage.

** Votes by percent do not add to 100% due to rejected ballots, declined ballots, and rounding.

NUNAKPUT

RETURNING OFFICER:

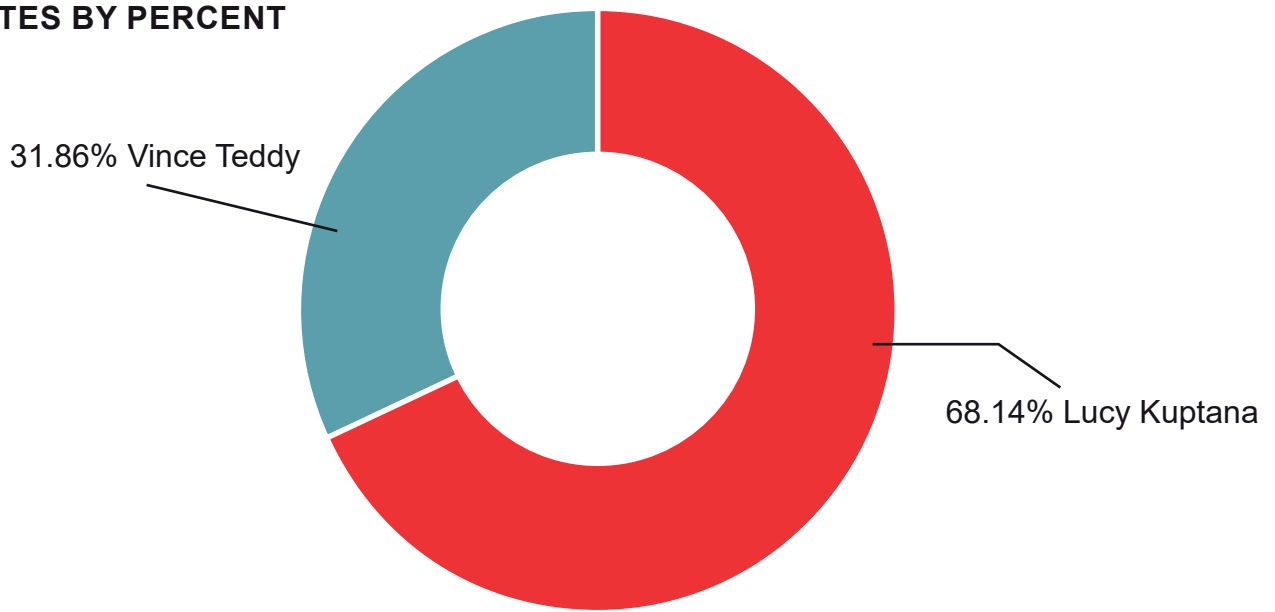
Sarah Ross-Gruben

CANDIDATES:

Lucy Kuptana, Vince Teddy

POLL	Type	Kuptana, Lucy	Teddy, Vince	Rejected
1 Paulatuk	Regular	70	26	0
	Advance			
2 Sachs Harbour	Regular	4	16	0
	Advance			
3 Tuktoyaktuk	Regular	183	94	5
4 Ulukhaktok	Regular	66	20	1
	Advance			
Office of the RO	SVO	15	1	0
Multi-District Poll	SVO			
Absentee - Online	SVO	0	0	0
Absentee - Mail-in	SVO	2	2	1
TOTALS		340	159	7
% of Vote		68.14%	31.86%	
Margin		36.27%		

VOTES BY PERCENT



	Declined	Vote Total	Registered	% Turnout
	0	90	197	48.73%
		6		
	0	20	70	28.57%
		0		
	0	277	548	50.55%
	0	84	219	39.27%
		2		
	0	12		
		4		
	0	0		
	0	4		
	0	499	1034	48.26%

RANGE LAKE

RETURNING OFFICER:

Meag Shouhda

CANDIDATES:

Aaron Reid, Nicole Sok, Kieron Testart

CANDIDATE DULY ELECTED:

Kieron Testart

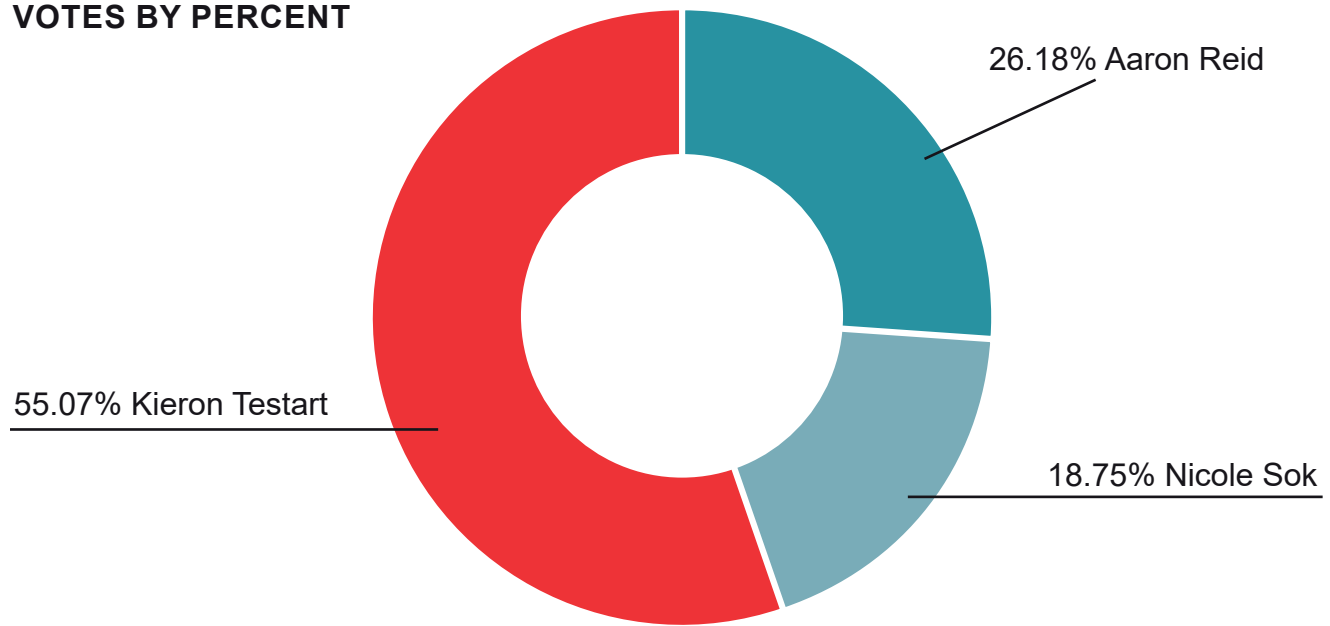
Margin*: 171 (28.89%)

*the margin by which the Candidate receiving the most votes exceeded the second-place Candidate, as a total and as a percentage.

** Votes by percent do not add to 100% due to rejected ballots, declined ballots, and rounding.

POLL	Type	Reid, Aaron	Sok, Nicole	Testart, Kieron	Rejected
1	Regular	7	8	18	0
2	Regular	14	21	22	0
3	Regular	28	26	39	3
4	Regular	30	17	43	0
5	Regular	34	14	73	0
6	Regular	27	11	82	0
Office of the RO	SVO	7	8	31	2
Multi- District Poll	SVO				
Absentee - Online	SVO	8	6	18	0
Absentee - Mail-in	SVO				
TOTALS		155	111	326	5
% of Vote		26.18%	18.75%	55.07%	
Margin				28.89%	

VOTES BY PERCENT



	Declined	Vote Total	Registered	% Turnout
	0	33	172	19.19%
	0	57	198	28.79%
	0	93	300	31.00%
	0	90	348	25.86%
	0	121	287	42.16%
	0	120	327	36.70%
	0	45		
		1		
	0	30		
		2		
	0	592	1632	36.27%

**OFFICIAL VOTING
RESULTS 2023**

CANDIDATE DULY ELECTED:

Daniel McNeely

Margin*: 146 (18.14%)

*the margin by which the Candidate receiving the most votes exceeded the second-place Candidate, as a total and as a percentage.

** Votes by percent do not add to 100% due to rejected ballots, declined ballots, and rounding.

SAHTU

RETURNING OFFICER:

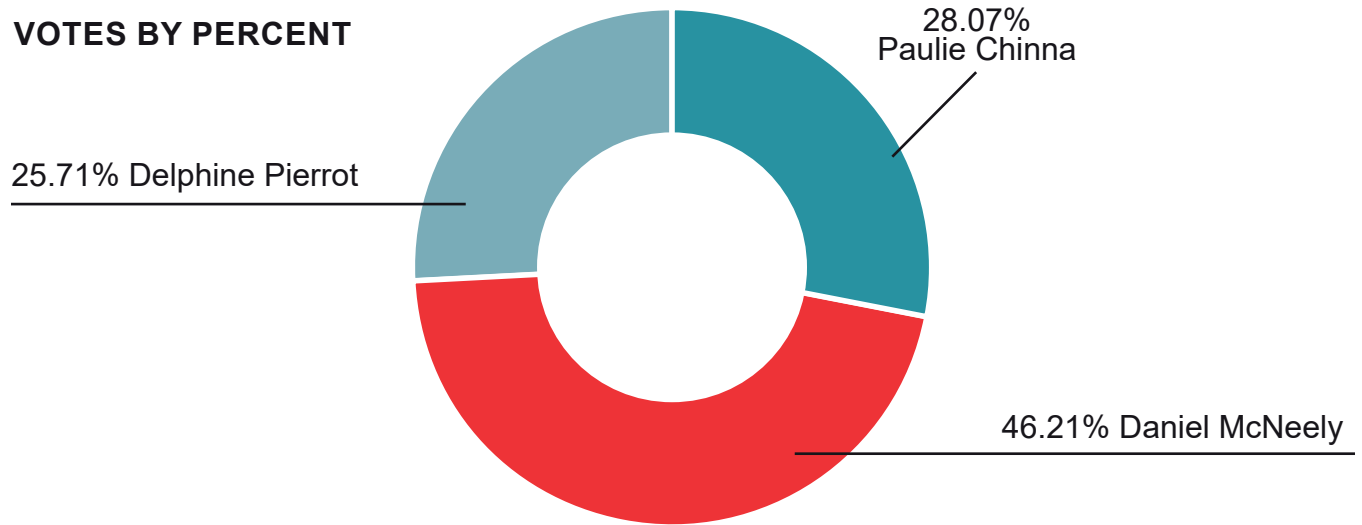
Valerie Erutse

CANDIDATES:

Paulie Chinna, Daniel McNeely, Delphine Pierrot

POLL	Type	Chinna, Paulie	McNeely, Daniel	Pierrot, Delphine	Rejected
1 Colville Lake	Regular	7	20	14	0
	Advance				
2 Délıne	Regular	48	93	44	2
	Advance				
3 Fort Good Hope	Regular	62	68	55	2
4 Norman Wells	Regular	73	114	32	0
	Advance				
5 Tulita	Regular	27	57	51	6
	Advance				
Office of the RO	SVO	5	12	4	0
Multi-District Poll	SVO				
Absentee - Online	SVO	4	8	7	0
Absentee - Mail-in	SVO				
TOTALS		226	372	207	10
% of Vote		28.07%	46.21%	25.71%	
Margin			18.14%		

VOTES BY PERCENT



id	Declined	Vote Total	Registered	% Turnout
	0	36	78	52.56%
		5		
	0	167	367	50.41%
		18		
	0	185	295	62.71%
	0	196	433	50.58%
		23		
	0	120	267	50.56%
		15		
	0	20		
		1		
	0	12		
		7		
	0	805	1440	55.90%

**OFFICIAL VOTING
RESULTS 2023**

THEBACHA

RETURNING OFFICER:

Lynda B. Martin

CANDIDATES:

Connie Benwell, Jay MacDonald,
Frieda Martselos

CANDIDATE DULY ELECTED:

Jay MacDonald

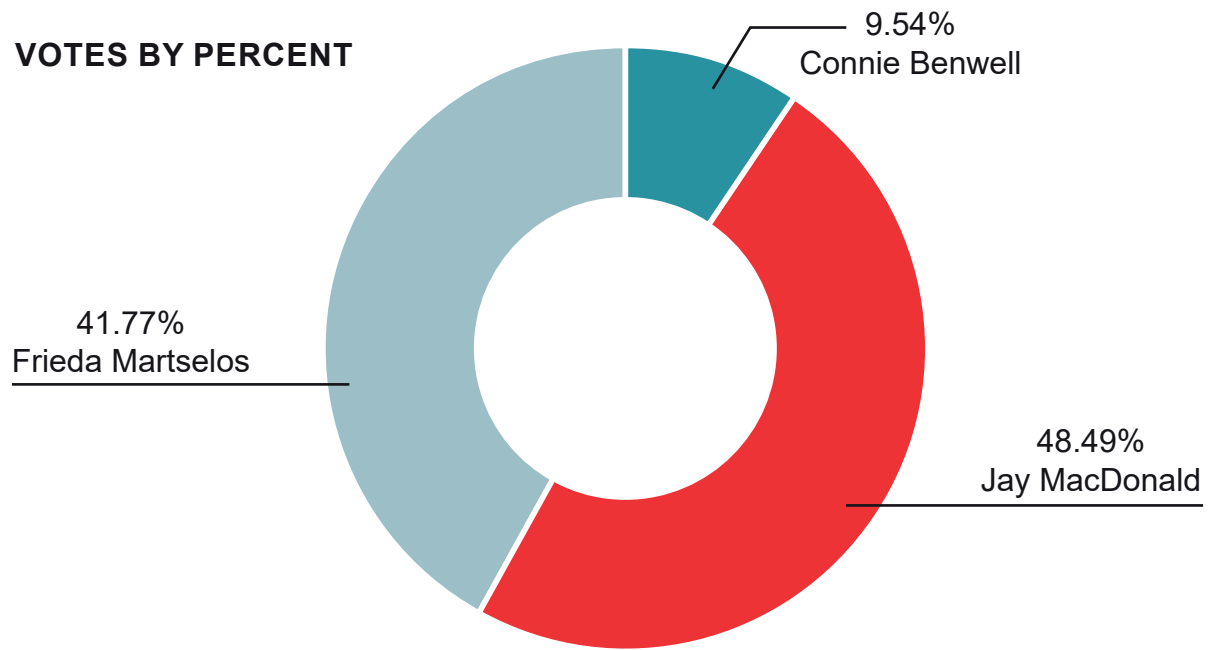
Margin*: 67 (6.73%)

*the margin by which the Candidate receiving the most votes exceeded the second-place Candidate, as a total and as a percentage.

** Votes by percent do not add to 100% due to rejected ballots, declined ballots, and rounding.

POLL	Type	Benwell, Connie	MacDonald, Jay	Martselos, Frieda	Rejected
1	Regular	6	80	25	1
2	Regular	8	53	35	1
3	Regular	17	78	36	0
4	Regular	25	85	63	2
Office of the RO	SVO	32	171	240	1
Mobile Poll	SVO				
Multi- District Poll	SVO				
Absentee - Online	SVO	7	16	17	0
Absentee - Mail-in	SVO				
TOTALS		95	483	416	5
% of Vote		9.54%	48.49%	41.77%	
Margin			6.73%		

VOTES BY PERCENT



	Declined	Vote Total	Registered	% Turnout
	0	111	243	45.68%
	0	96	413	23.24%
	0	131	381	34.38%
	0	173	495	34.95%
	1	411		
		32		
		1		
	1	34		
		7		
	2	996	1532	65.01%

TU NEDHÉ-WIILIDEH

RETURNING OFFICER:

Lorraine Villeneuve

CANDIDATES:

Nadine Delorme, Richard Edjericon

CANDIDATE DULY ELECTED:

Richard Edjericon

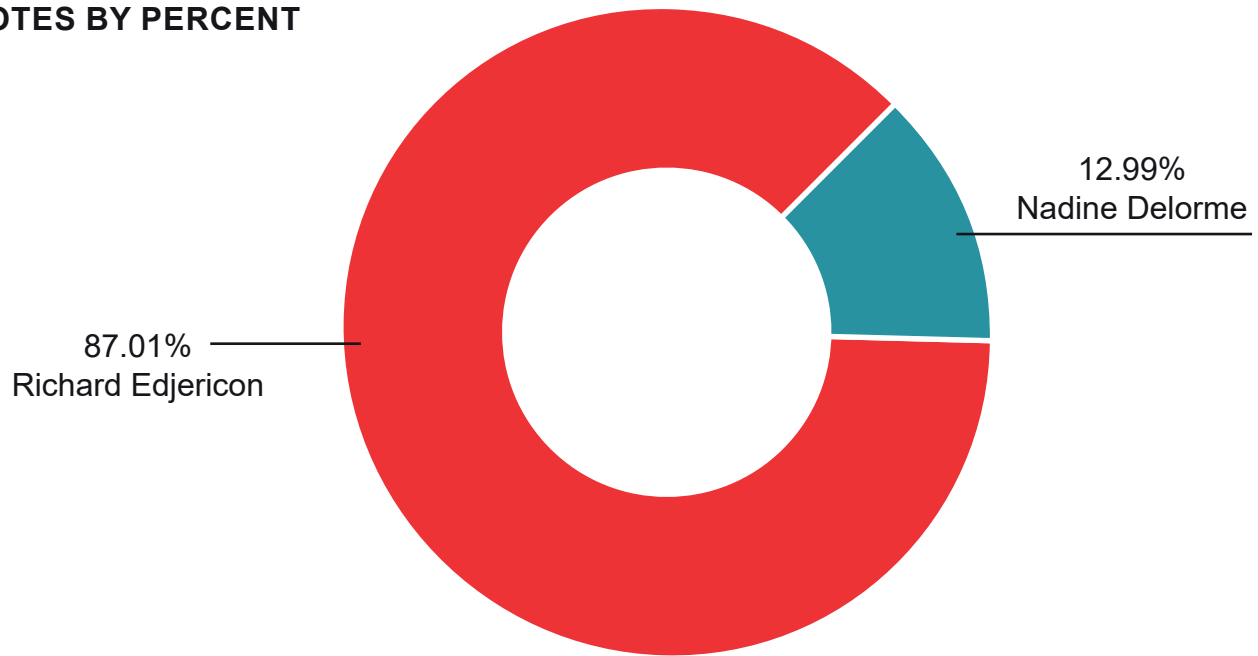
Margin*: 188 (74.02%)

*the margin by which the Candidate receiving the most votes exceeded the second-place Candidate, as a total and as a percentage.

** Votes by percent do not add to 100% due to rejected ballots, declined ballots, and rounding.

POLL	Type	Delorme, Nadine	Edjericon, Richard	Rejected	D
1 Dettah	Regular	6	48	1	
	Advance				
2 Fort Resolution	Regular	17	85	2	
3 Łutsek'e	Regular	6	32	0	
	Advance				
4 Ndilq	Regular	3	45	0	
	Advance				
Office of the RO	SVO	0	7	0	
Multi-District Poll	SVO				
Absentee - Online	SVO	1	4	0	
Absentee - Mail-in	SVO				
TOTALS		33	221	3	
% of Vote		12.99%	87.01%		
Margin			74.02%		

VOTES BY PERCENT



Declined	Vote Total	Registered	% Turnout
0	53	151	35.76%
	1		
0	102	280	36.43%
0	35	185	20.54%
	3		
0	42	210	22.86%
	6		
0	1		
	6		
0	3		
	2		
0	254	826	30.75%

CANDIDATE DULY ELECTED:

Robert Hawkins

Margin*: 90 (11.21%)

*the margin by which the Candidate receiving the most votes exceeded the second-place Candidate, as a total and as a percentage.

** Votes by percent do not add to 100% due to rejected ballots, declined ballots, and rounding.

YELLOWKNIFE CENTRE

RETURNING OFFICER:

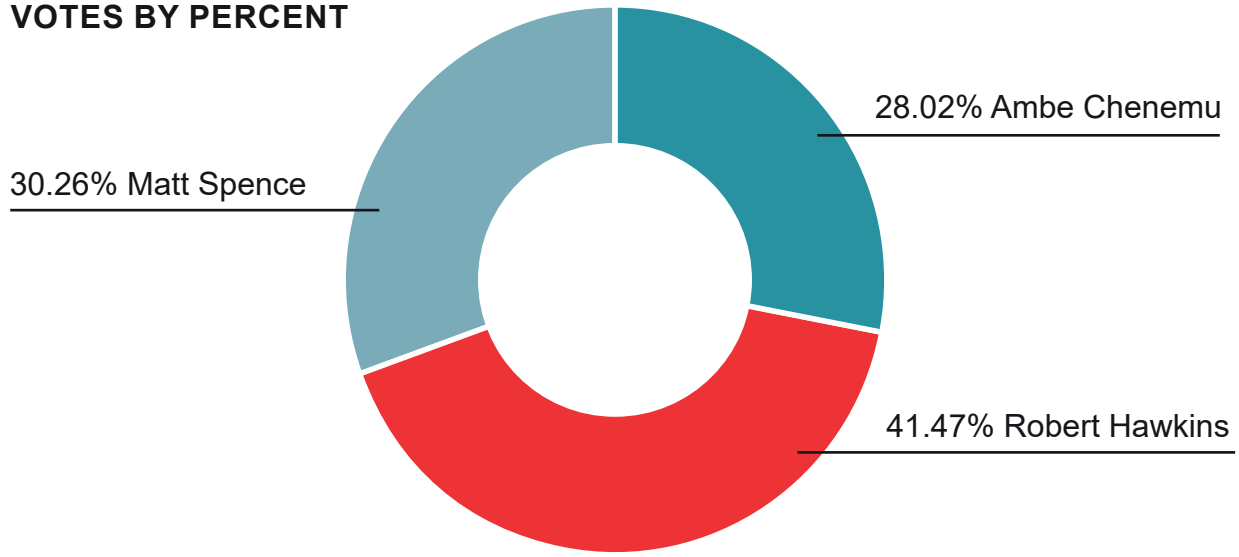
Joanna Grant

CANDIDATES:

Ambe Chenemu, Robert Hawkins, Matt Spence

POLL	Type	Chenemu, Ambe	Hawkins, Robert	Spence, Matt	Rejected
1	Regular	53	36	49	2
2	Regular	19	39	25	0
3	Regular	24	11	7	0
4	Regular	39	48	36	0
5	Regular	51	50	40	2
Office of the RO	SVO	30	140	73	0
Mobile Poll	SVO				
Multi- District Poll	SVO	0	0	0	0
Absentee - Online	SVO	9	9	13	0
Absentee - Mail-in	SVO				
TOTALS		225	333	243	4
% of Vote		28.02%	41.47%	30.26%	
Margin			11.21%		

VOTES BY PERCENT



	Declined	Vote Total	Registered	% Turnout
	0	138	293	47.10%
	0	83	337	24.63%
	0	42	193	21.76%
	0	123	323	38.08%
	0	141	532	26.50%
	0	231		
		12		
	0	0		
	2	31		
		2		
	2	803	1678	47.85%

YELLOWKNIFE NORTH

RETURNING OFFICER:

Amanda Mallon

CANDIDATES:

Jon Howe, Shauna Morgan, Bruce Valpy

CANDIDATE DULY ELECTED:

Shauna Morgan

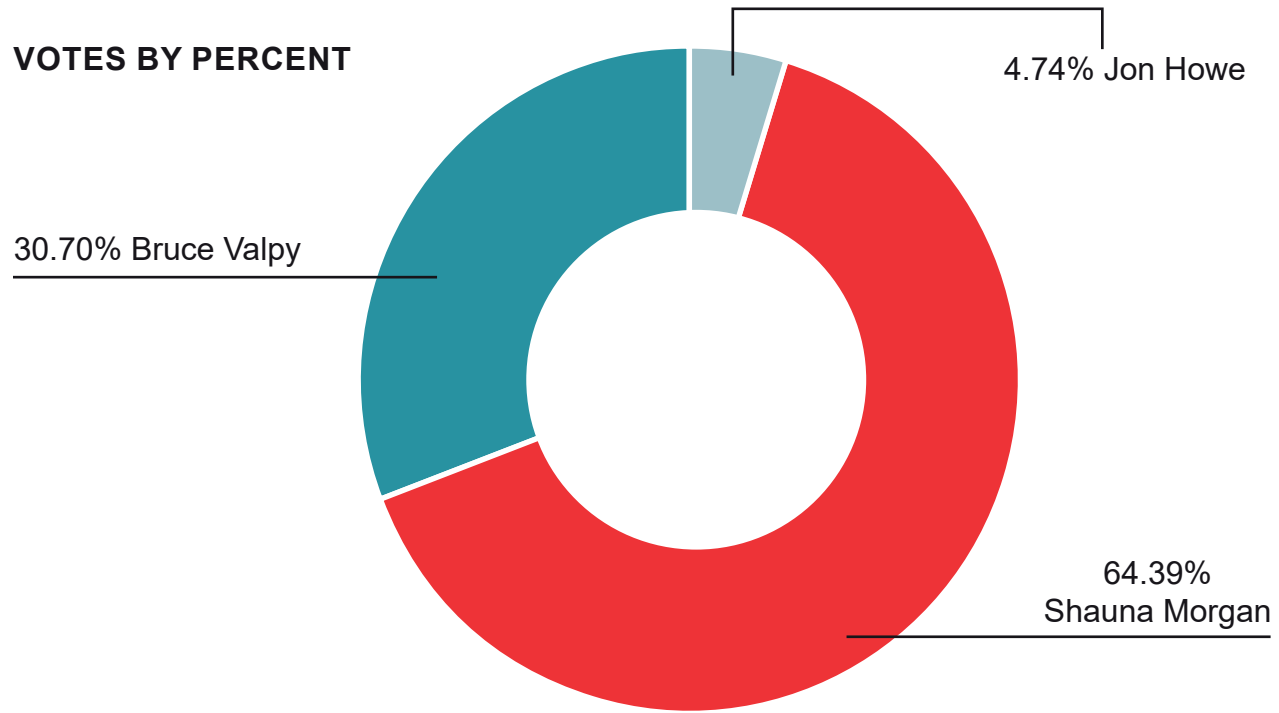
Margin*: 384 (34%)

*the margin by which the Candidate receiving the most votes exceeded the second-place Candidate, as a total and as a percentage.

** Votes by percent do not add to 100% due to rejected ballots, declined ballots, and rounding.

POLL	Type	Howe, Jon	Morgan, Shauna	Valpy, Bruce	Rejected
1	Regular	11	222	91	0
2	Regular	5	31	35	0
3	Regular	6	120	54	0
4	Regular	10	89	43	1
5	Regular	10	87	57	0
Office of the RO	SVO	9	109	51	0
Mobile Poll	SVO				
Multi-District Poll	SVO	0	0	0	0
Absentee - Online	SVO	3	76	19	0
Absentee - Mail-in	SVO				
TOTALS		54	734	350	1
% of Vote		4.74%	64.39%	30.70%	
Margin			34%		

VOTES BY PERCENT



id	Declined	Vote Total	Registered	% Turnout
	0	324	631	51.35%
	0	71	117	60.68%
	0	180	734	24.52%
	0	142	403	35.24%
	0	154	466	33.05%
	0	168		
		1		
	0	0		
	2	98		
		2		
	2	1140	2351	48.49%

**OFFICIAL VOTING
RESULTS 2023**

YELLOWKNIFE SOUTH

RETURNING OFFICER:

Melanie Gentles

ACCLAIMED CANDIDATE:

Caroline Wawzonek

POLL	Type	Wawzonek, Caroline	Rejected	Declined	Vote Total	Registered	% Turnout	
1	Regular	Acclaimed			0	335	0.00%	
2	Regular				0	354	0.00%	
3	Regular				0	360	0.00%	
4	Regular				0	362	0.00%	
5	Regular				0	333	0.00%	
Office of the RO	SVO				0			
Mobile Poll	SVO				0			
Absentee - Online	SVO				0			
Absentee - Mail-in	SVO				0			
Multi-District Poll	SVO				0			
TOTALS			0	0	0	0	1744	0.00%
% of Vote			0%					
Margin								
All SVO's	SVO		0	0	0			



The logo consists of a stylized 'X' shape. The left vertical stroke is teal, and the right vertical stroke is red. The two strokes meet at a point in the middle, creating a sharp 'X' shape.

ELECTIONSNWT